

# **WILKENS**™

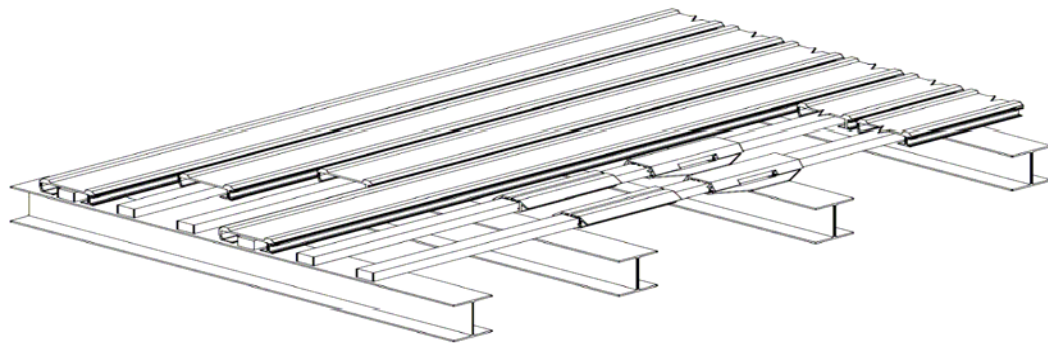
A Step Ahead™

## **WALKING FLOOR® TRAILERS**

**Wilkins Industries**  
**184 South County Road 22**  
**Morris, MN 56267**  
**320-589-1971**  
**800-833-6045**  
**320-589-1974fax**

***Presents a PRICE Guide for:***

**KEITH® FLOORING and Components**



**ORDER ONLINE!!** Pricing is not guaranteed, and can be subject to change at the discretion of our suppliers.

***ORDER PARTS via email 24 HOURS A DAY!***

***Orders placed after 3:00 pm CST will be filled the following business day. Please include a phone number, and complete delivery address.***

***We offer a discount system based on amount of purchase. Payment terms must be met.***

***Please ask about these discounts, and let Wilkens Industries offer you big savings on you flooring parts needs.***

***These discounts are offered to all customers and dealers, but only apply if payment terms are met. Invoice must be pre-paid before shipping, paid with credit card at time of order, or paid in full within 10 days of ordering if customer has pre-approved credit with Wilkens Industries. We reserve the right to request down payment on larger orders with approved credit accounts. Discounts will be based on LIST PRICE of the dollar amount purchased. These discounts do not include applicable taxes, freight inbound or outbound, and does not include the purchases of Trailers, Trucks, Power Flip units, Tarps, or tarp components.***

***Please Contact .....***

[ryans@wilkens-ind.com](mailto:ryans@wilkens-ind.com)

[scottb@wilkens-ind.com](mailto:scottb@wilkens-ind.com)

---

---

***PRICING ON FLOOR SLATS IS PER FOOT,  
and attached pricing is only a guide.  
SEAL, FRONT FILLER, AND, REAR  
WEAR STRIPS ARE ADDITIONAL  
EXPENSE TO THE PRICE PER  
FOOT!! These can be configured many  
different ways.***

***Please contact us to get an accurate  
and current price for floor slats and  
components!***

**WILKENS INDUSTRIES**

**320-589-1971**

**800-833-6045**

**320-589-1974 – fax**

**[keithk@wilkens-ind.com](mailto:keithk@wilkens-ind.com)**

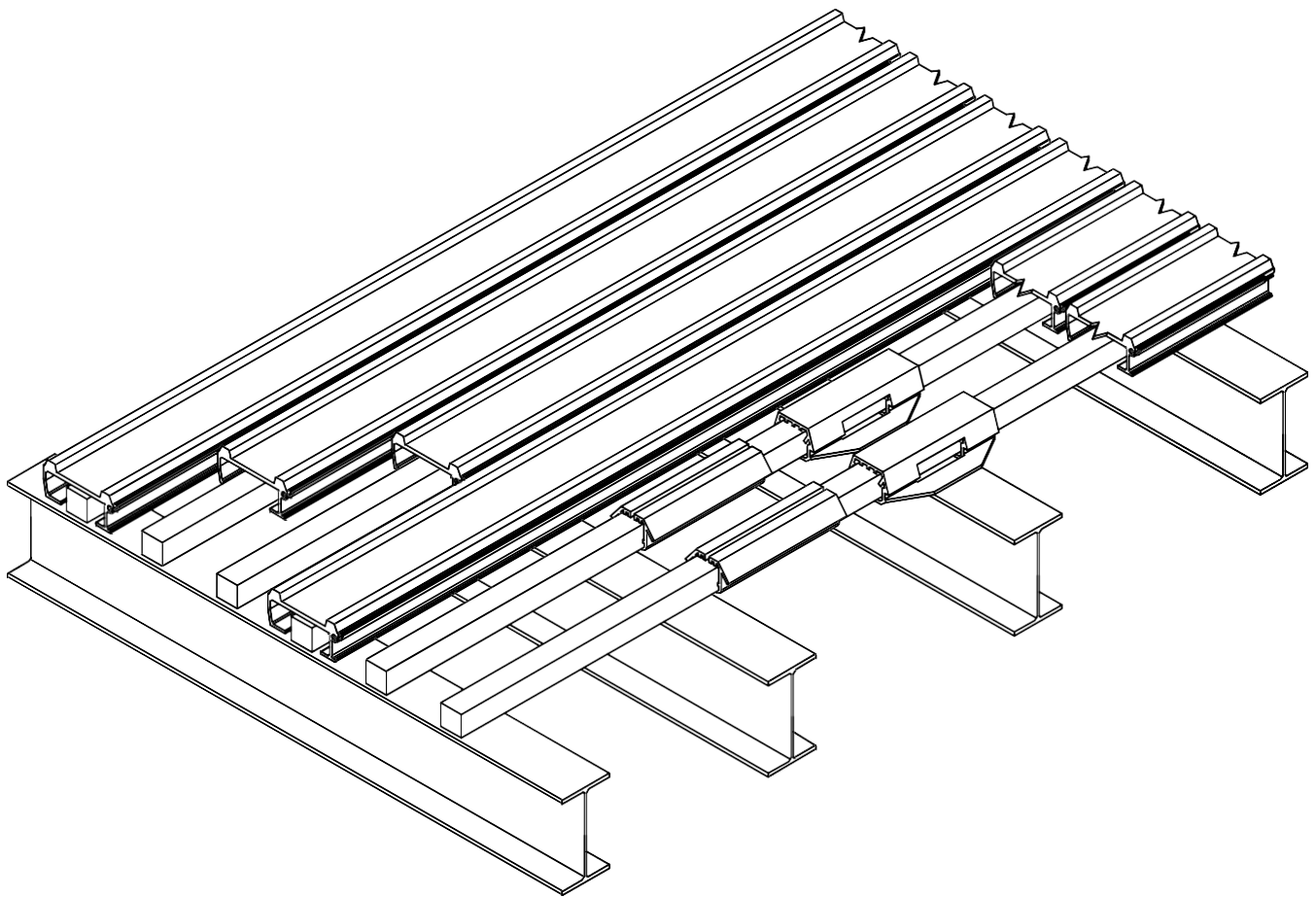
**[scottb@wilkens-ind.com](mailto:scottb@wilkens-ind.com)**

**www.wilkens-ind.com**

**KEITH®**

**FLOORING &**

**COMPONENTS**



**Section 8**

3.5” Slats (1212 Seal) ..... 8.4

6.0” & 7.0” Slats (1212 Seal) ..... 8.6

3.5”, 6.0” & 7.0” Slats (1207 Seal) ..... 8.8

Leak Proof Slat/Subdeck Combination ..... 8.10

Hammer Seal Slats/Pressure Seal® Slats ..... 8.11

Seals, Side Seals, Subdecks & Plugs. .... 8.12

Bearings, Hold Downs & “T” Blocks ..... 8.14

Fasteners ..... 8.16

Bolt Plates ..... 8.18

Seal Installation Instructions ..... 8.19

Trimming A Floor Slat (After Seal Is Installed) ..... 8.23

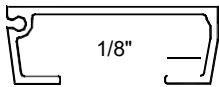
KEITH®, WALKING FLOOR®, Impact® and Pressure Seal® are registered trademarks of KEITH Mfg. Co.

Single Seal

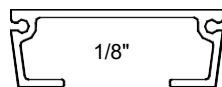
Double Seal

Single Seal

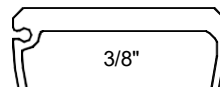
Double Seal



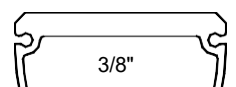
2216



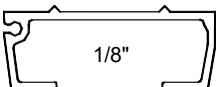
2217



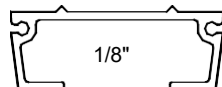
2199  
(1977)



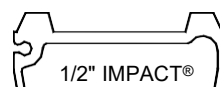
2200



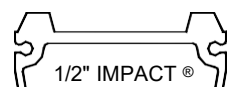
2185  
(1968)



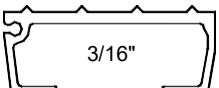
2186



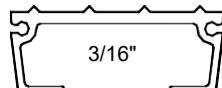
2295  
(1914-3.5)



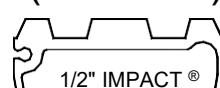
2296



2188  
(2180)



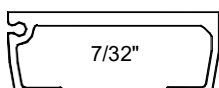
2189




2299  
(1914-3.5 CWS)



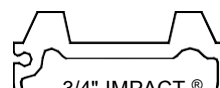
2300




2203  
(1976)



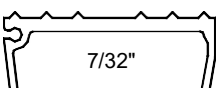
2204



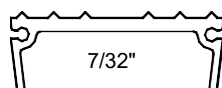
2297  
(1841-3.5)



2298



2190  
(1975)



2191



2301  
(1841-3.5 CWS)



2302

## Parts List

| ID#                 | DESCRIPTION                                    | PART NUMBER* |
|---------------------|--|--------------|
| 2216                | Slat 3.5" 1/8" Smooth                          | 8222160000   |
| 2217                | Slat 3.5" 1/8" Smooth DS                       | 8222170000   |
| 2185                | Slat 3.5" 1/8" 2 Ridge                         | 8221850000   |
| 2186                | Slat 3.5" 1/8" 2 Ridge DS                      | 8221860000   |
| 2188                | Slat 3.5" 3/16" 4 Ridge                        | 8221880000   |
| 2189                | Slat 3.5" 3/16" 4 Ridge DS                     | 8221890000   |
| 2203                | Slat 3.5" 7/32" Smooth                         | 8222030000   |
| 2204                | Slat 3.5" 7/32" Smooth DS                      | 8222040000   |
| 2190                | Slat 3.5" 7/32" 6 Ridge                        | 8221900000   |
| 2191                | Slat 3.5" 7/32" 6 Ridge DS                     | 8221910000   |
| 2199                | Slat 3.5" 3/8" Smooth                          | 8221990000   |
| 2200                | Slat 3.5" 3/8" Smooth DS                       | 8222000000   |
| 2295 <sup>(1)</sup> | Slat 3.5" 1914 1/2" Impact® Series 1212        | 8222950000   |
| 2296 <sup>(1)</sup> | Slat 3.5" 1913 1/2" Impact® Series DS 1212     | 8222960000   |
| 2299 <sup>(2)</sup> | Slat 3.5" 1914 CWS 1/2" Impact® Series 1212    | 8222990000   |
| 2300 <sup>(2)</sup> | Slat 3.5" 1913 CWS 1/2" Impact® Series DS 1212 | 8223000000   |
| 2297 <sup>(3)</sup> | Slat 3.5" 1841 3/4" Impact® Series 1212        | 8222970000   |
| 2298 <sup>(3)</sup> | Slat 3.5" 1890 3/4" Impact® Series DS 1212     | 8222980000   |
| 2301 <sup>(4)</sup> | Slat 3.5" 1841 CWS 3/4" Impact® Series 1212    | 8223010000   |
| 2302 <sup>(4)</sup> | Slat 3.5" 1890 CWS 3/4" Impact® Series DS 1212 | 8223020000   |

(1) 2295 & 2296 are replacing 2201 & 2202 starting in 2000.

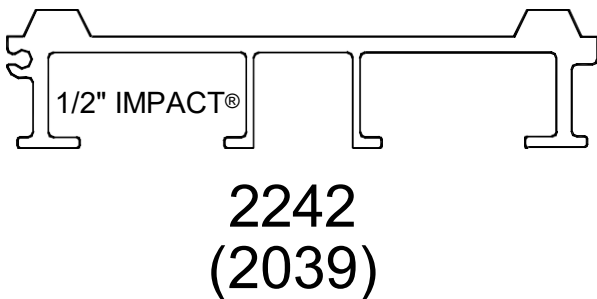
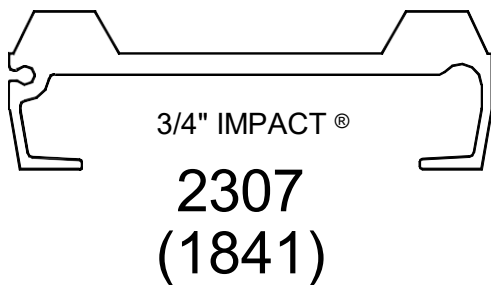
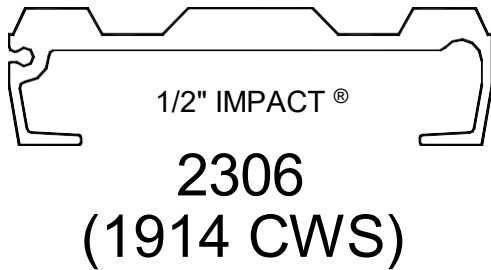
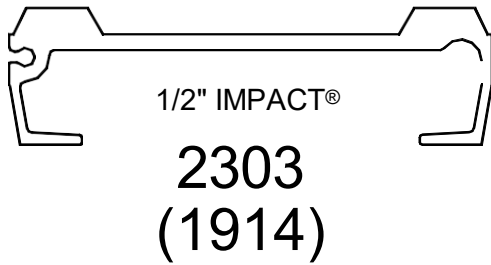
(2) 2299 & 2300 are replacing 2218 & 2219 starting in 2000.

(3) 2297 & 2298 are replacing 2153 & 2154 starting in 2000.

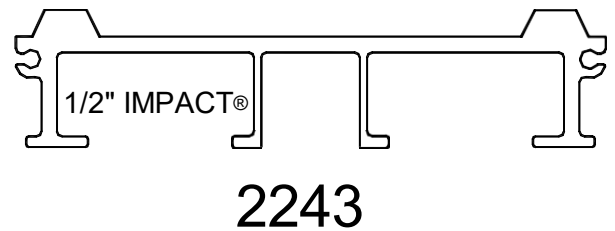

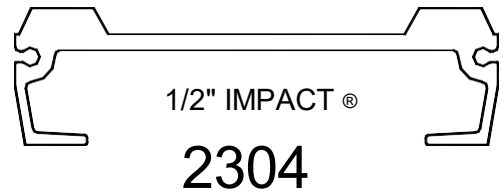
(4) 2301 & 2302 are replacing 2290 & 2291 starting in 2000.

\*The last four digits in the ten digit part number refers to length in feet and inches (Example: 8222164305 is 43'05" long).

**Single Seal**



**Double Seal**



## Parts List

| ID#                 | DESCRIPTION                                    | PART NUMBER* |
|---------------------|--|--------------|
| 2303 <sup>(1)</sup> | Slat 6.0" 1914 1/2" Impact® Series 1212        | 8223030000   |
| 2304 <sup>(1)</sup> | Slat 6.0" 1913 1/2" Impact® Series DS 1212     | 8223040000   |
| 2306 <sup>(2)</sup> | Slat 6.0" 1914 CWS 1/2" Impact® Series 1212    | 8223060000   |
| 2305 <sup>(2)</sup> | Slat 6.0" 1913 CWS 1/2" Impact® Series DS 1212 | 8223050000   |
| 2307 <sup>(3)</sup> | Slat 6.0" 1841 3/4" Impact® Series 1212        | 8223070000   |
| 2308 <sup>(3)</sup> | Slat 6.0" 1890 3/4" Impact® Series DS 1212     | 8223080000   |
| 2242                | Slat 7.0" 1/2" Impact® Series 1212             | 8222420000   |
| 2243                | Slat 7.0" 1/2" Impact® Series DS 1212          | 8222430000   |

(1) 2303 & 2304 are replacing 2052 & 2053 starting in 2000.

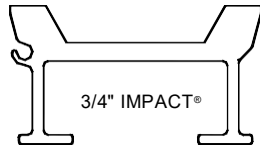
(2) 2306 & 2305 are replacing 2174 & 2173 starting in 2000.

(3) 2307 & 2308 are replacing 2037 & 2038 starting in 2000.

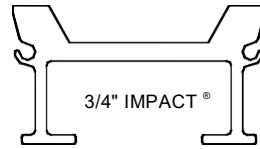
\*The last four digits in the ten digit part number refers to length in feet and inches (Example: 8223034305 is 43'05" long).

**Single Seal**

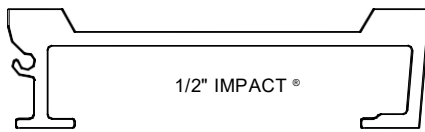
**Double Seal**



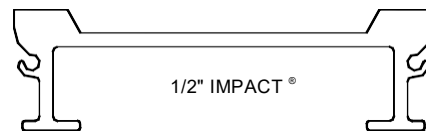
**2153**  
**(1841-3.5)**



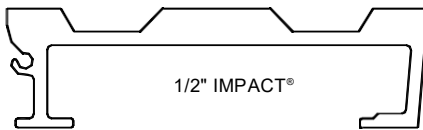
**2154**



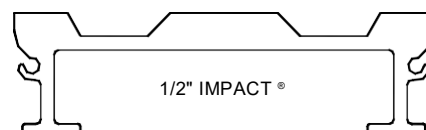
**2052**  
**(1914)**



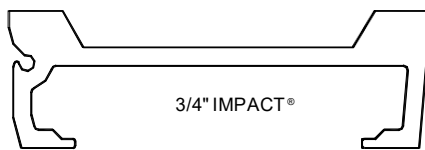
**2053**



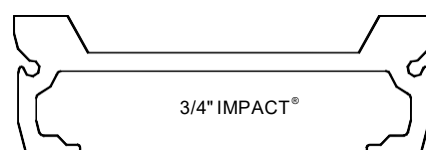
**2174**  
**(1914 CWS)**



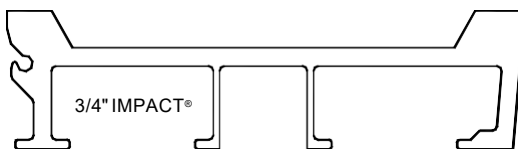
**2173**



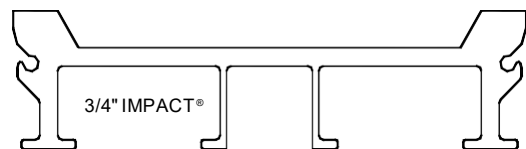
**2037**  
**(1841)**



**2038**



**2031**



**2032**

## Parts List

| ID#  | DESCRIPTION  | PART NUMBER* |
|------|--|--------------|
| 2153 | Slat 3.5" 1841 3/4" Impact® Series 1207 <sup>(1)</sup> | 8221530000   |
| 2154 | Slat 3.5" 1890 3/4" Impact® Series DS 1207             | 8221540000   |
| 2052 | Slat 6.0" 1914 1/2" Impact® Series 1207                | 8220520000   |
| 2053 | Slat 6.0" 1913 1/2" Impact® Series DS 1207             | 8220530000   |
| 2174 | Slat 6.0" 1914 CWS 1/2" Impact® Series 1207            | 8221740000   |
| 2173 | Slat 6.0" 1913 CWS 1/2" Impact® Series DS 1207         | 8221730000   |
| 2037 | Slat 6.0" 1841 3/4" Impact® Series 1207                | 8220370000   |
| 2038 | Slat 6.0" 1890 3/4" Impact® Series DS 1207             | 8220380000   |
| 2031 | Slat 7.0" 3/4" Impact® Series 1207                     | 8220310000   |
| 2032 | Slat 7.0" 3/4" Impact® Series DS 1207                  | 8220320000   |


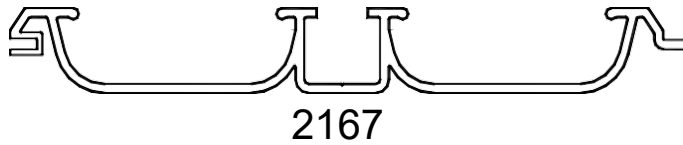
(1) 1207 seal replaces 1205 seal.

\*The last four digits in the ten digit part number refers to length in feet and inches (Example: 8221534305 is 43'05" long).

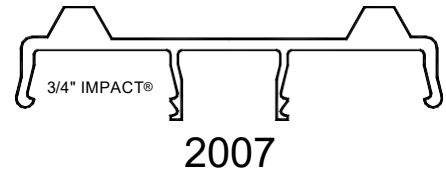

**Subdeck**

**Slat**

LP94



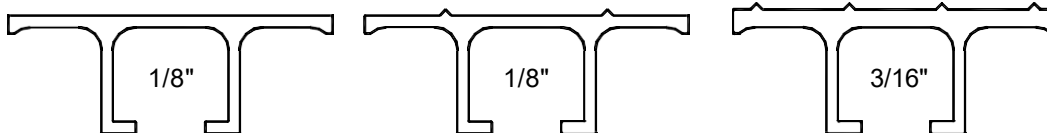
LP90



**Parts List**

| ID#  | DESCRIPTION                          | PART NUMBER* |
|------|--------------------------------------|--------------|
| 2167 | Subdeck LP94                         | 8221670000   |
| 2145 | Slat 3.5" LP94 19/32" Impact® Series | 8221450000   |
| 2010 | Subdeck LP90                         | 8220100000   |
| 2007 | Slat 7.0" LP90 3/4" Impact® Series   | 8220070000   |

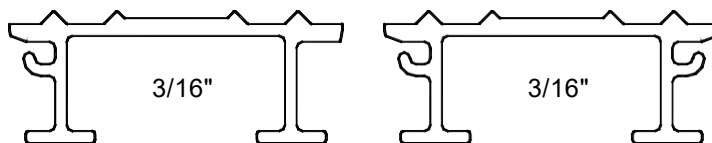
\*The last four digits in the ten digit part number refers to length in feet and inches (Example: 8221674305 is 43'05" long).



2193

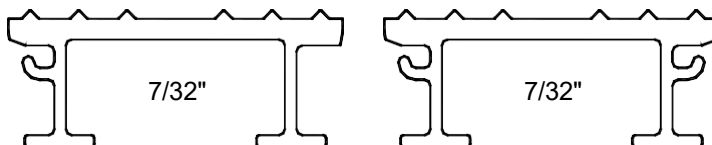
2236

2195



2271

2272



2293

2294

## Parts List

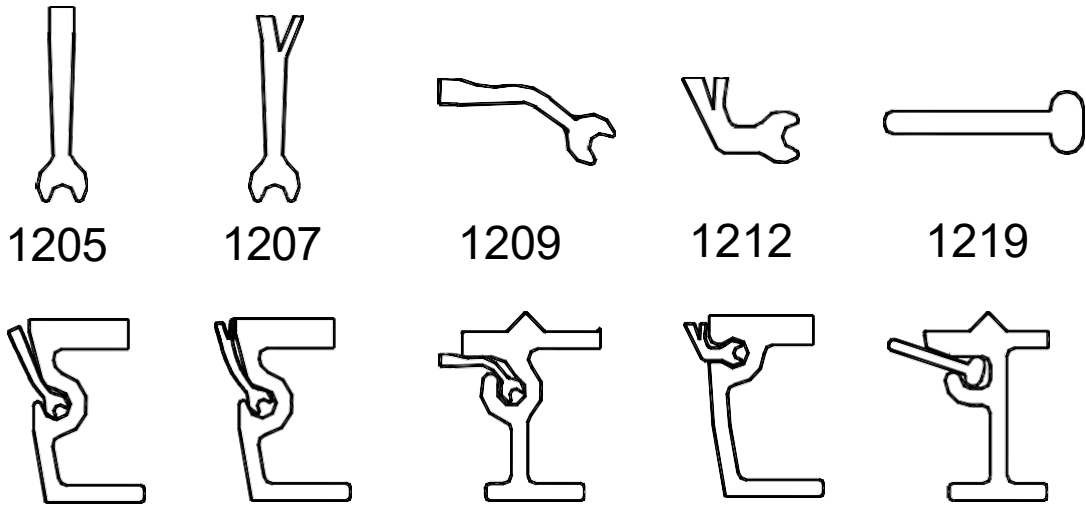
| ID#                 | DESCRIPTION                            | PART NUMBER* |
|---------------------|--|--------------|
| 2193                | Slat 3.5" 1/8" Smooth Pressure Seal®   | 8221930000   |
| 2236                | Slat 3.5" 1/8" 2 Ridge Pressure Seal®  | 8222360000   |
| 2195                | Slat 3.5" 3/16" 4 Ridge Pressure Seal® | 8221950000   |
| 2271 <sup>(1)</sup> | Slat 3.5" 3/16" 4 Ridge Hammer Seal    | 8222710000   |
| 2272 <sup>(1)</sup> | Slat 3.5" 3/16" 4 Ridge Hammer Seal DS | 8222720000   |
| 2293 <sup>(2)</sup> | Slat 3.5" 7/32" 6 Ridge Hammer Seal    | 8222930000   |
| 2294 <sup>(2)</sup> | Slat 3.5" 7/32" 6 Ridge Hammer Seal DS | 8222940000   |

(1) 2271 & 2272 are replacing 2166 & 2178 starting in 2000.

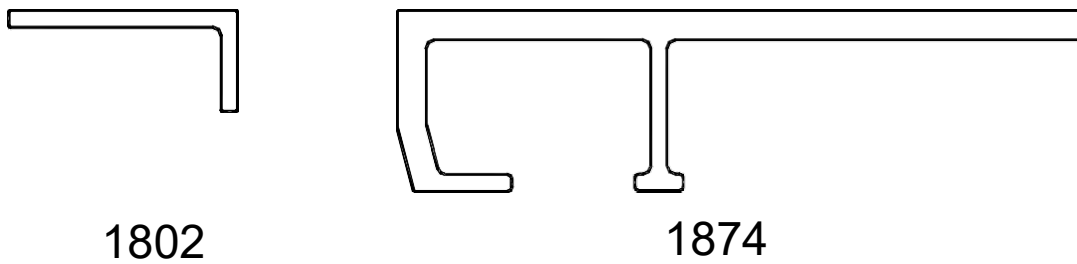
(2) 2293 & 2294 are replacing 2181 & 2183 starting in 2000.

\*The last four digits in the ten digit part number refers to length in feet and inches (Example: 8221934305 is 43'05" long).

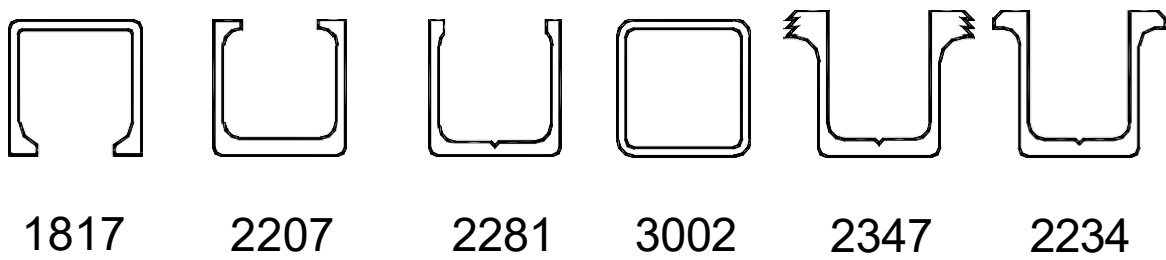
**Seals**



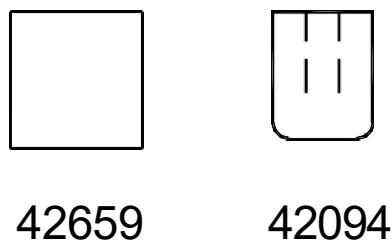
**Side Seal**



**Subdeck**



**Plugs**



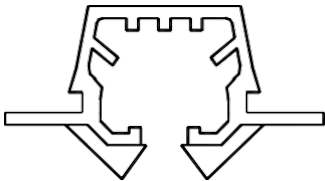
## Parts List

|           | ID#                 | DESCRIPTION                                       | PART NUMBER* |
|-----------|---------------------|---|--------------|
| Seal      | 1205                | Seal Floor Standup                                | 83120500     |
|           | 1207                | Seal Floor Standup "Y"                            | 83120700     |
|           | 1209                | Seal Floor Horizontal                             | 83120900     |
|           | 1212                | Seal Floor Bent "Y"                               | 83121200     |
|           | 1219                | Seal Floor Hammer                                 | 83121900     |
| Side Seal | 1802                | Slat 1/8" Side Seal Without Seal Slot             | 8218020000   |
|           | 1874                | Slat 7/32" Side Seal With Leg                     | 8218740000   |
| Subdeck   | 1817                | Subdeck 1"x1"x.070" Wall Aluminum                 | 8218170000   |
|           | 2207                | Subdeck 1"x1" Aluminum Thick Base                 | 8222070000   |
|           | 2281                | Subdeck 1"x1" Aluminum Huckable                   | 8222810000   |
|           | 3002                | Subdeck 1"x1"x.063"x20' Steel Tube                | 80300200     |
|           | 2234 <sup>(1)</sup> | Subdeck Pressure Seal® Snapdown Aluminum          | 8222340000   |
|           | 2347 <sup>(1)</sup> | Subdeck Pressure Seal® Serrated Snapdown Aluminum | 8223470000   |
| Plugs     | 42659               | Plug Subdeck Steel 1"x1"x1/8"                     | 04265901     |
|           | 42094               | Plug Pressure Seal® Floor Aluminum Hold Down      | 04209401     |

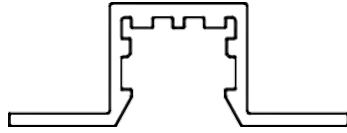
(1) 2347 is the replacement for 2234 (discontinued 3/02) and can only be used with bearing 2346.

\*The last four digits in the ten digit part number refers to length in feet and inches (Example: 8218024305 is 43'05" long).

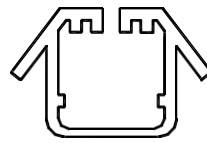
## Bearings



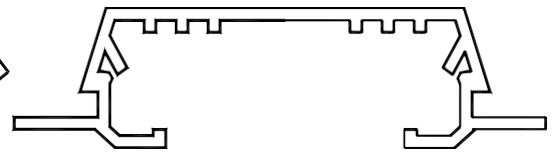
3003




2228




3004



3030




1000




1500




2235




2346




42036



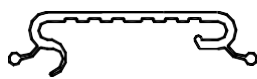
42037



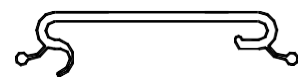
42045



42046



2011

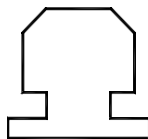


2146


## Hold Downs & "T" Blocks




36928



37804



11835



12172

## Parts List

|                  | ID#                 | DESCRIPTION   | PART NUMBER*                            |          |
|------------------|---------------------|---|---|----------|
| <b>Bearings</b>  | 3003                | Bearing 3.5" Floor Slat                             | 00300301                                |          |
|                  | 2228                | Bearing 3.5" Slat Splash Guard Strip                | 83222800                                |          |
|                  | 3004                | Bearing Hold Down 3.5" Floor Slat                   | 00300401                                |          |
|                  | 3030                | Bearing 6.0" Floor Slat                             | 00303001                                |          |
|                  | 1000                | Bearing 1" Wide Pressure Seal® Floor                | 83245500                                |          |
|                  | 1500                | Bearing 1.5" Wide Pressure Seal® Floor              | 83245600                                |          |
|                  | 2235 <sup>(1)</sup> | Bearing Pressure Seal® Snap Down 50' Strip          | 83223500                                |          |
|                  | 2346 <sup>(1)</sup> | Bearing Pressure Seal® Serrated Snap Down 50' Strip | 83234601                                |          |
|                  | 42036               | Wear Pad UHMW 3.5" Floor                            | 04203601                                |          |
|                  | 42037               | Wear Pad UHMW 6.0" Floor                            | 04203701                                |          |
|                  | 42045               | Wear Pad 3.5" Floor Double Break                    | 04204501                                |          |
|                  | 42046               | Wear Pad 3.5" Floor Single Break                    | 04204601                                |          |
|                  | 2011                | Bearing 2011 13' 4" LP90 Drilled                    | 04436701                                |          |
|                  | 2146                | Bearing 2146 13' 9" LP94 Drilled                    | 03213801                                |          |
| <b>Hold down</b> | 36928               | Bearing "T" Block Pressure Seal® Hold Down          | 03692801                                |          |
|                  | <b>"T" Blocks</b>   | 37804   | Bearing "T" Block Winged Pressure Seal® | 03780401 |
|                  |                     | 11835   | Bearing "T" Block 3.5" Floor Slat       | 01183501 |
|                  | 12172               | Bearing "T" Block 6.0" Floor Slat                   | 01217201                                |          |

(1) 2346 is the replacement for 2235 (discontinued 3/02) and can only be used with subdeck 2347.

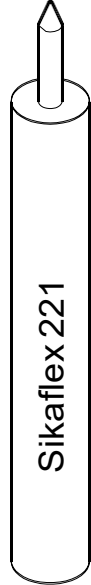
1



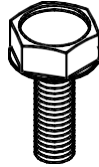
2



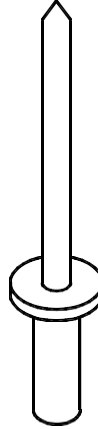
3



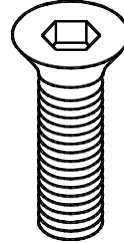
4



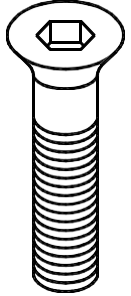
5



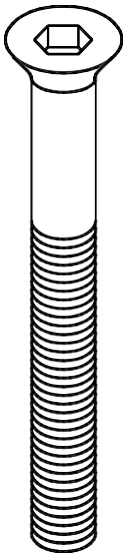
6



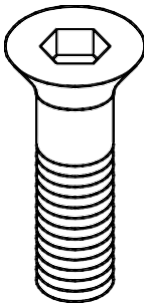
7



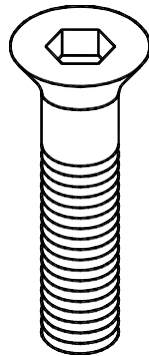
8



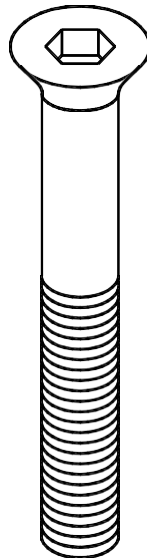
9



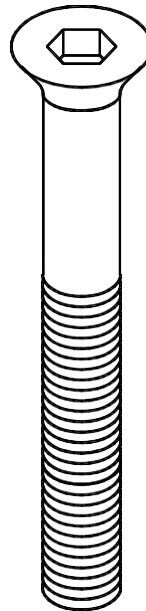
10



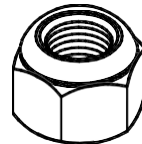
11



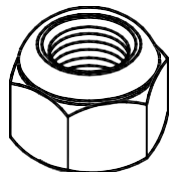
12



13

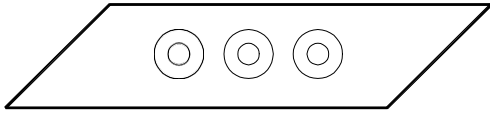


14

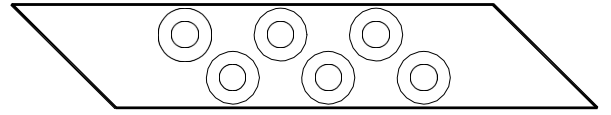


## Parts List

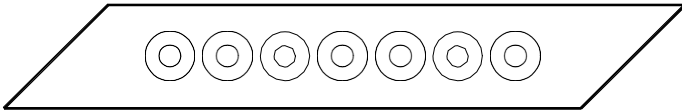
| ID# | DESCRIPTION                                   | PART NUMBER |
|-----|---|-------------|
| 1   | Screw Stainless Steel Deck Seal #8x2"         | 86403000    |
| 2   | Screw Stainless Steel Deck Seal #8x3"         | 86403100    |
| 3   | Adhesive Sikaflex-221Black                    | 83200900    |
| 4   | Bolt Hex Washer Head Taptite #10-24x1/2" Zinc | 86404500    |
| 5   | Rivet Pop 1/8"x1/2"                           | 86526400    |
| 6   | Bolt Floor 5/16"x1" FHCS UNC                  | 87402000    |
| 7   | Bolt Floor 5/16"x1 1/4" FHCS UNC              | 87403000    |
| 8   | Bolt Floor 5/16"x2 1/2" FHCS UNC              | 87407000    |
| 9   | Bolt Floor 3/8"x1 1/4" FHCS UNC               | 87409000    |
| 10  | Bolt Floor 3/8"x1 1/2" FHCS UNC               | 87410000    |
| 11  | Bolt Floor 3/8"x2 1/2" FHCS UNC               | 87414000    |
| 12  | Bolt Floor 3/8"x2 3/4" FHCS UNC               | 87415000    |
| 13  | Nut Hex Nylock 5/16" UNC                      | 86627500    |
| 14  | Nut Hex Nylock 3/8" UNC                       | 86628000    |



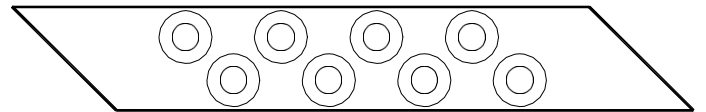
32303



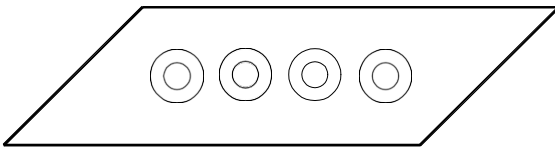
40511



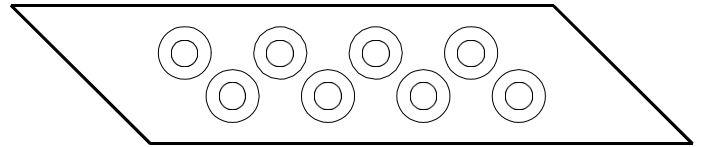
37656



35571



30188



33751

**Parts List**

| ID#   | DESCRIPTION   | PART NUMBER |
|-------|---|-------------|
| 32303 | Bolt Plate 1/4"x1 1/2"x7" 3 Hole                      | 03230301    |
| 37656 | Bolt Plate Pressure Seal® 1/4"x1 1/2"x9 13/16" 7 Hole | 03765601    |
| 30188 | Bolt Plate 3/8"x2"x8" 4 Hole                          | 03018801    |
| 40511 | Bolt Plate 3/8"x1 1/2"x8 7/16" 6 Hole                 | 04051101    |
| 35571 | Bolt Plate 3/8"x1 1/2"x9 13/16" 8 Hole                | 03557101    |
| 33751 | Bolt Plate 3/8"x2"x9 13/16" 8 Hole                    | 03375101    |

## INSTRUCTIONS TO INSTALL FLOOR SEAL

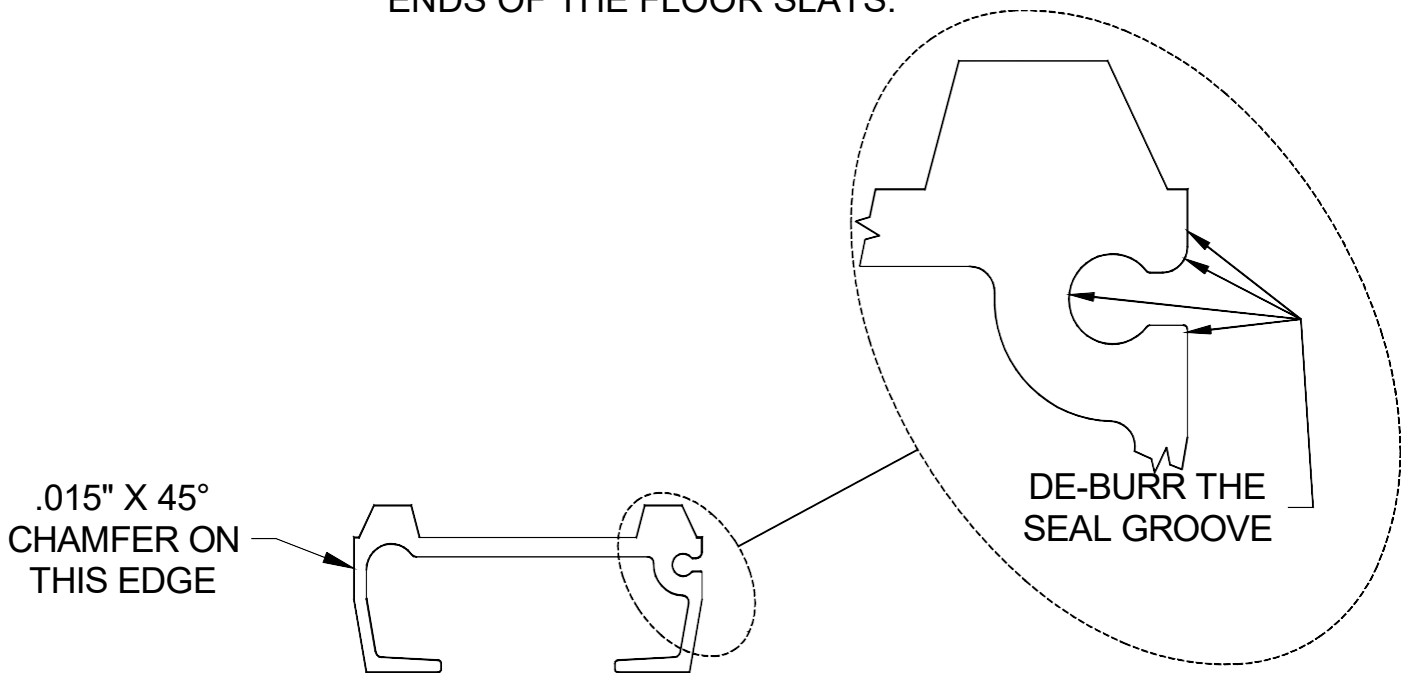
WELD ON WEAR STRIPS AND FILLER  
PLATES BEFORE INSTALLING THE SEAL.

### STEP #1

PLACE THE BUNDLE OF FLOOR SLATS  
ON FOUR EQUALLY SPACED SAWHORSES.  
THE SAWHORSES MUST BE STRONG ENOUGH  
TO SUPPORT THE WEIGHT OF THE FLOOR SLATS.  
REMOVE THE BANDING FROM THE BUNDLE.

### STEP #2

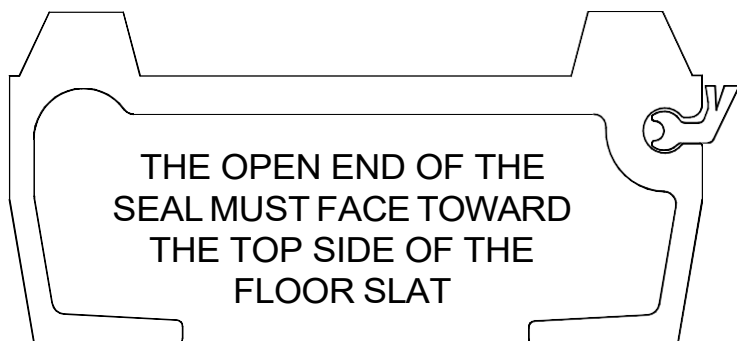
INSPECT THE ENDS OF THE FLOOR  
SLATS. DE-BURR THE SEAL GROOVE.  
CHAMFER THE OUTSIDE EDGE OF THE  
FLOOR SLAT OPPOSITE THE SEAL GROOVE.  
DE-BURR AND CHAMFER BOTH  
ENDS OF THE FLOOR SLATS.



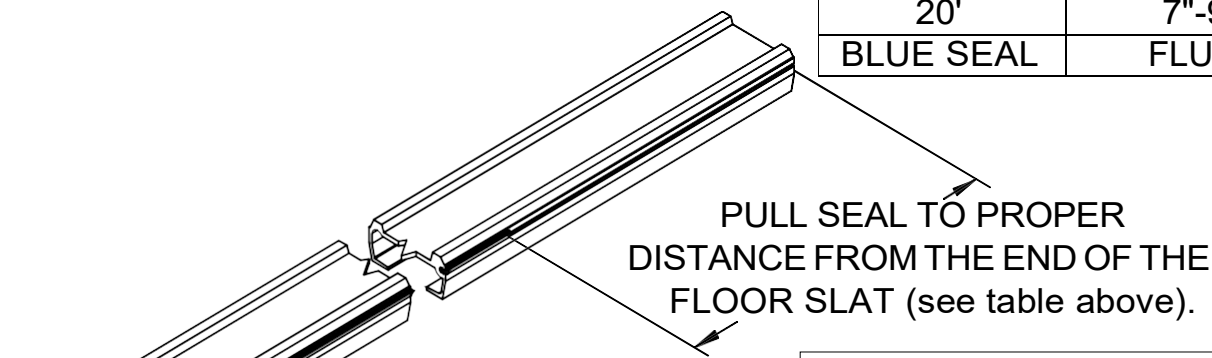
## INSTRUCTIONS TO INSTALL FLOOR SEAL

### STEP #3

PULL THE FLOOR SEAL INTO THE FLOOR SLAT. THE OPEN SIDE OF THE "Y" MUST BE TOWARD THE TOP OF THE FLOOR SLAT. PULL THE SEAL TO THE PROPER DISTANCE FROM THE END OF THE FLOOR SLAT AS SHOWN IN THE FIGURE BELOW\* (see table below). CUT THE SEAL OFF FLUSH WITH THE OTHER END OF THE FLOOR SLAT.

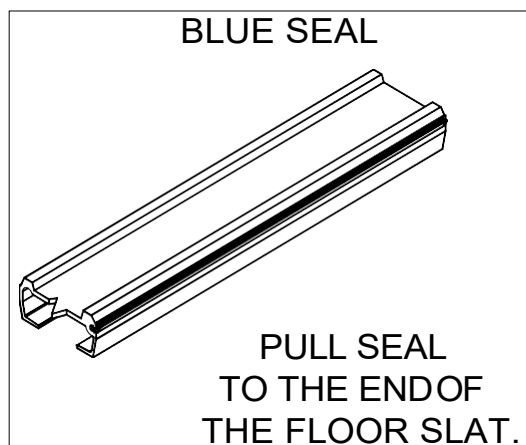


| Trailer Length | Distance (from end of slat) |
|----------------|-----------------------------|
| 53'            | 19"-21"                     |
| 48'            | 17"-19"                     |
| 45'            | 16"-18"                     |
| 40'            | 14"-16"                     |
| 32'            | 11"-13"                     |
| 27'            | 9"-11"                      |
| 20'            | 7"-9"                       |
| BLUE SEAL      | FLUSH                       |



CUT THE SEAL FLUSH WITH THE OTHER END OF THE FLOOR SLAT

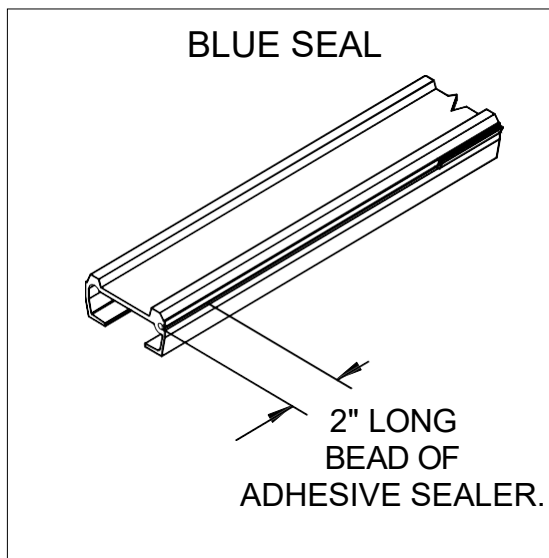
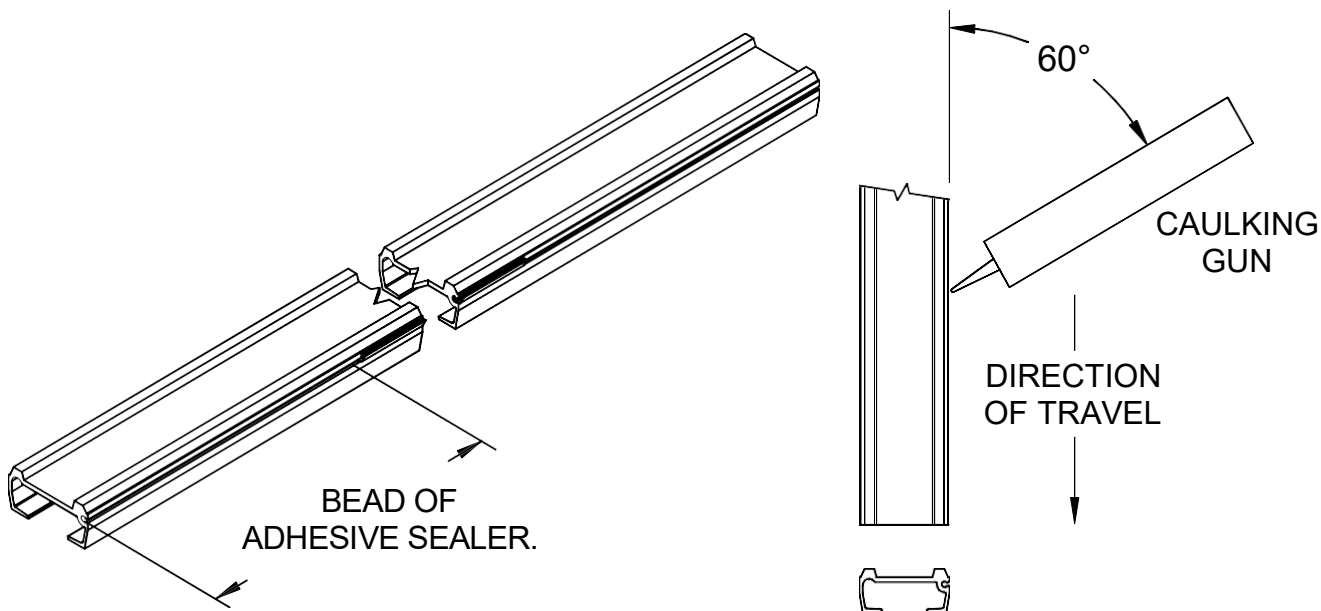
**\*NOTE:**  
BLUE SEAL IS NOT TO BE STRECHED  
-SEE INSET-



# INSTRUCTIONS TO INSTALL FLOOR SEAL

## STEP #4

APPLY A 1/8" DIAMETER BEAD OF SIKAFLEX 221 ADHESIVE SEALER INTO THE EXPOSED SEAL GROOVE (FROM THE END OF THE SEAL TO THE END OF THE SLAT). HOLD THE CAULKING GUN AT A 60° ANGLE TO THE FLOOR SLAT. (PUSH THE BEAD DO NOT PULL.)



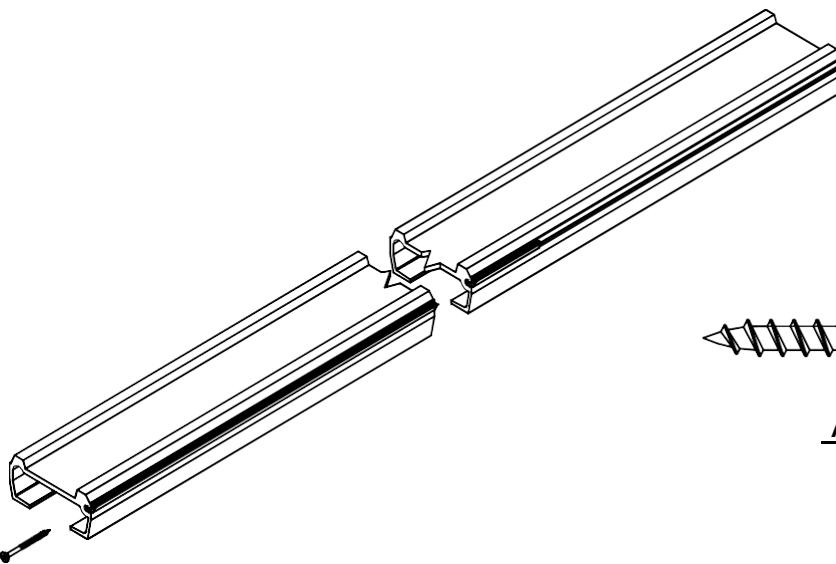
INSTRUCTIONS TO INSTALL  
FLOOR SEAL

STEP #5

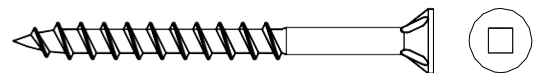
PULL THE SEAL FLUSH WITH THE END OF THE SLAT. APPLY ADHESIVE TO THE ANCHOR SCREW. INSTALL THE ANCHOR SCREW. DO NOT TIGHTEN THE ANCHOR SCREW TOO TIGHTLY. ALLOW THE ADHESIVE TO DRY BEFORE INSTALLING THE SLAT.



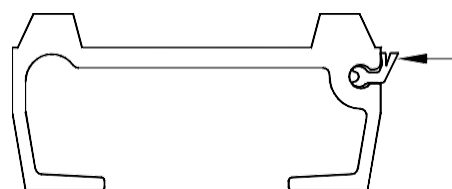
PULL THE SEAL OUTWARD  
WHEN PULLING IT THROUGH  
THE BEAD OF ADHESIVE.



ANCHOR  
SCREW



ANCHOR SCREW



PUSH THE SEAL AGAINST  
THE SLAT AFTER INSTALLING  
THE ANCHOR SCREW.

COMPLETE STEPS #3, #4 AND #5 ON ALL THE  
SLATS IN THE BUNDLE. REPEAT STEPS #4 AND  
#5 TO THE OPPOSITE END OF ALL THE SLATS.

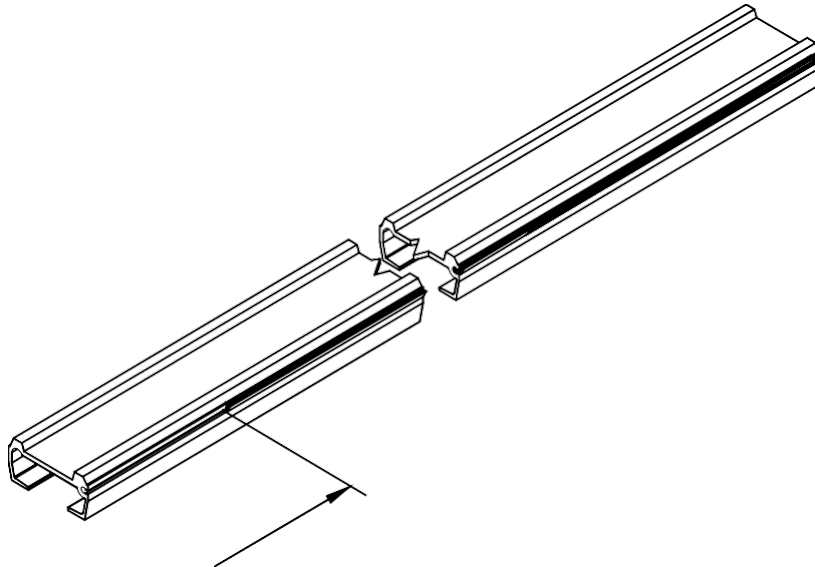
## INSTRUCTIONS TO TRIM A FLOOR SLAT TO LENGTH AFTER THE FLOOR SEAL HAS BEEN INSTALLED

### STEP #1

CUT THE FLOOR SLAT TO THE REQUIRED LENGTH. DO NOT DAMAGE THE FLOOR SEAL. THE REAR WEAR STRIPS AND FRONT FILLER STRIPS MUST BE REPLACED IF REMOVED BY SHORTENING THE FLOOR SLAT. IF THERE ARE WEAR STRIPS OR FILLER STRIPS INSTALLED ON THE SLAT, IT IS RECOMMENDED TO CUT OFF THE OPPOSITE END

### STEP #2

SLIDE THE LOOSE END OF THE FLOOR SEAL AWAY FROM THE END OF THE SLAT AS FAR AS POSSIBLE.

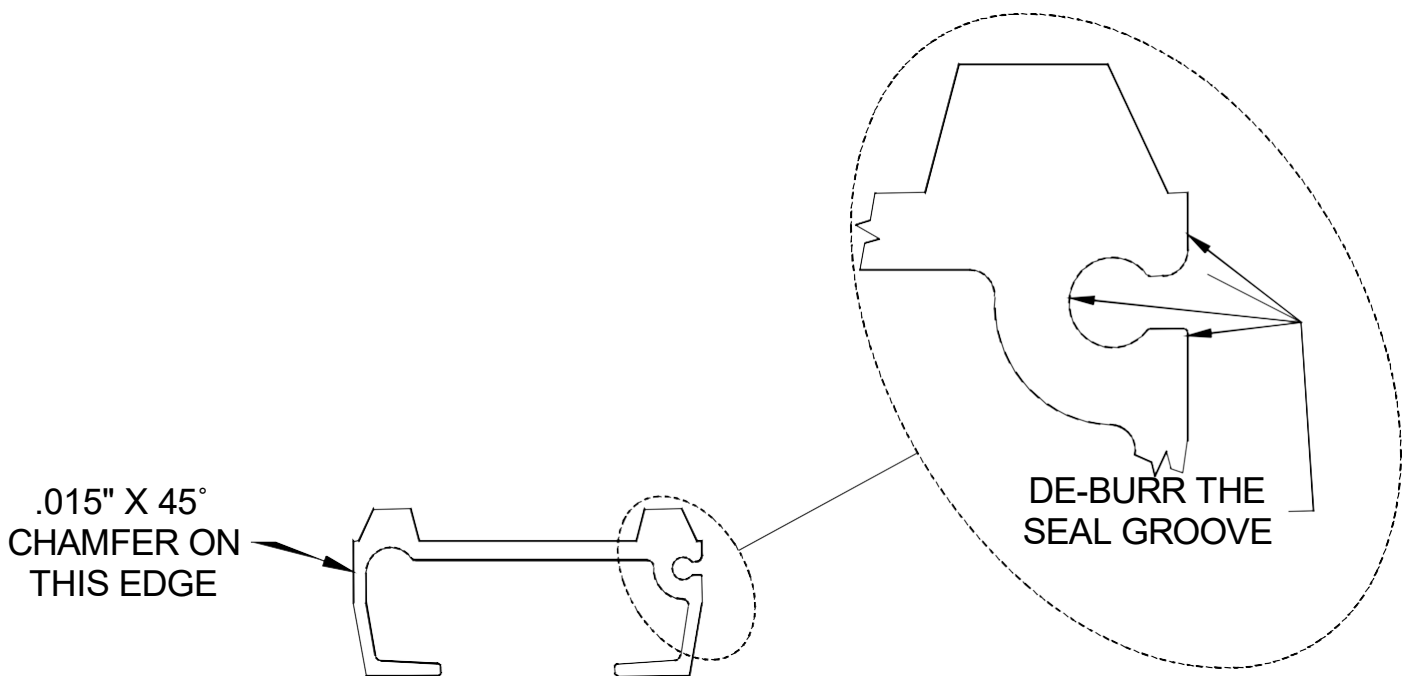


PUSH THE FLOOR SEAL  
AWAY FROM THE END

## INSTRUCTIONS TO TRIM A FLOOR SLAT TO LENGTH AFTER THE FLOOR SEAL HAS BEEN INSTALLED

### STEP #3

INSPECT THE ENDS OF THE FLOOR SLAT.  
DE-BURR THE SEAL GROOVE. CHAMFER  
THE OUTSIDE EDGE OF THE FLOOR SLAT  
OPPOSITE THE SEAL GROOVE.



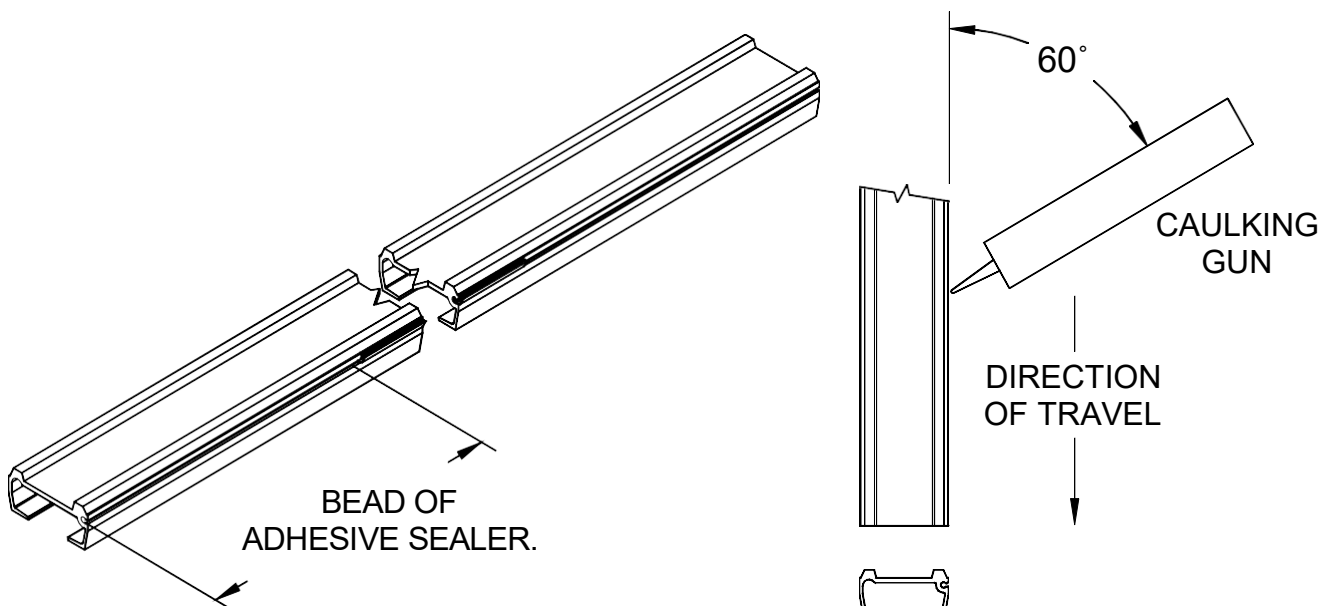
### STEP #4

WELD ON WEAR STRIPS OR FILLER STRIPS. SHIELD THE FLOOR SEAL  
FROM WELD SPLATTER. USE A HEAT SINK TO PREVENT DAMAGE TO  
THE FLOOR SEAL.

## INSTRUCTIONS TO TRIM A FLOOR SLAT TO LENGTH AFTER THE FLOOR SEAL HAS BEEN INSTALLED

### STEP #1

APPLY A 1/8" DIAMETER BEAD OF SIKAFLEX 221 ADHESIVE SEALER INTO THE EXPOSED SEAL GROOVE. THE BEAD SHOULD BE FROM THE END OF THE SEAL TO THE END OF THE SLAT. HOLD THE CAULKING GUN AT A 60° ANGLE TO THE FLOOR SLAT. PUSH THE BEAD. DO NOT PULL.



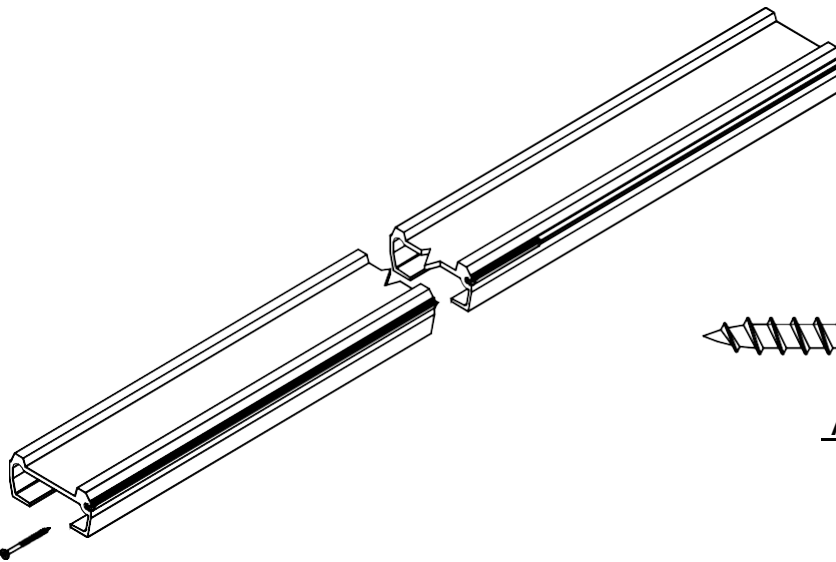
## INSTRUCTIONS TO TRIM A FLOOR SLAT TO LENGTH AFTER THE FLOOR SEAL HAS BEEN INSTALLED

### STEP #6

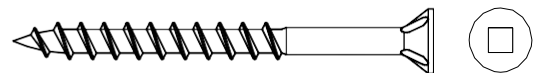
PULL THE SEAL FLUSH WITH THE END OF THE SLAT. APPLY ADHESIVE TO THE ANCHOR SCREW. INSTALL THE ANCHOR SCREW. DO NOT TIGHTEN THE ANCHOR SCREW TOO TIGHTLY. ALLOW THE ADHESIVE TO DRY BEFORE INSTALLING THE SLAT.



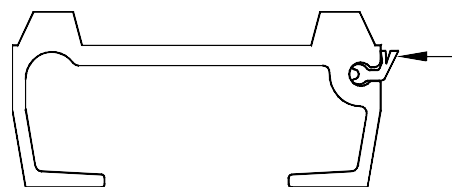
PULL THE SEAL OUTWARD WHEN PULLING IT THROUGH THE BEAD OF ADHESIVE.



ANCHOR SCREW



ANCHOR SCREW

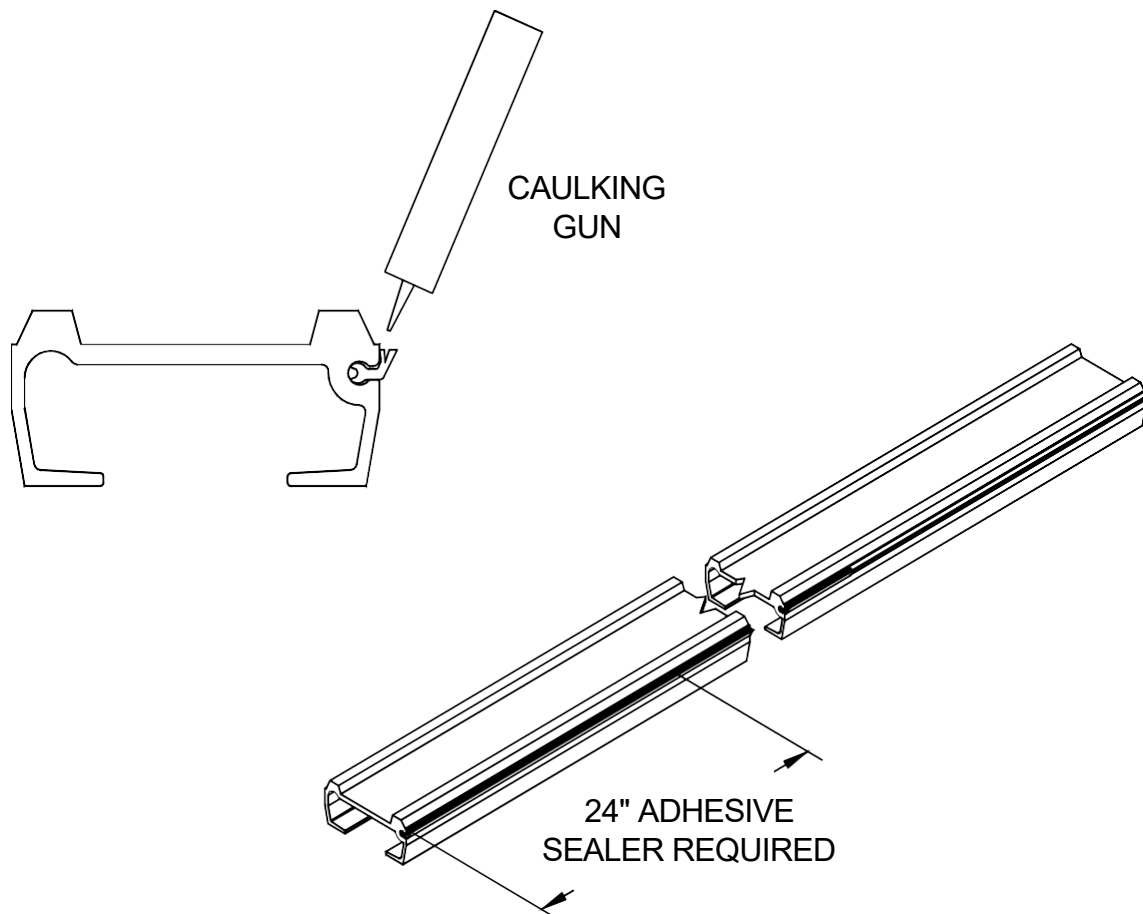


PUSH THE SEAL AGAINST THE SLAT AFTER INSTALLING THE ANCHOR SCREW.

## INSTRUCTIONS TO TRIM A FLOOR SLAT TO LENGTH AFTER THE FLOOR SEAL HAS BEEN INSTALLED

### STEP #7

A 24" LONG BEAD OF ADHESIVE SEALER IS REQUIRED BETWEEN THE SEAL AND THE FLOOR SLAT. PULL THE SEAL OUTWARD TO APPLY THE ADHESIVE. PRESS THE SEAL AGAINST THE FLOOR SLAT AFTER APPLYING THE ADHESIVE. ALLOW THE ADHESIVE TO DRY BEFORE INSTALLING THE FLOOR SLAT.



# Flooring Components Price List

Prices in U.S. dollars

Prices Subject to Change Without Notice

| ID#  | DESCRIPTION                                    | PART NUMBER*    | PRICE    |
|--|--|-----------------|----------|
| <b>3.5" Slats (1212 Seal)</b>                  |  | <b>Page 8.4</b> |          |
| 2216   | Slat 3.5" 1/8" Smooth                          | 8222160000      | \$ 4.52  |
| 2217   | Slat 3.5" 1/8" Smooth DS                       | 8222170000      | \$ 4.71  |
| 2185   | Slat 3.5" 1/8" 2 Ridge                         | 8221850000      | \$ 4.59  |
| 2186   | Slat 3.5" 1/8" 2 Ridge DS                      | 8221860000      | \$ 4.79  |
| 2188   | Slat 3.5" 3/16" 4 Ridge                        | 8221880000      | \$ 5.63  |
| 2189   | Slat 3.5" 3/16" 4 Ridge DS                     | 8221890000      | \$ 5.74  |
| 2203   | Slat 3.5" 7/32" Smooth                         | 8222030000      | \$ 5.97  |
| 2204   | Slat 3.5" 7/32" Smooth DS                      | 8222040000      | \$ 6.07  |
| 2190   | Slat 3.5" 7/32" 6 Ridge                        | 8221900000      | \$ 6.19  |
| 2191   | Slat 3.5" 7/32" 6 Ridge DS                     | 8221910000      | \$ 6.26  |
| 2199   | Slat 3.5" 3/8" Smooth                          | 8221990000      | \$ 8.52  |
| 2200   | Slat 3.5" 3/8" Smooth DS                       | 8222000000      | \$ 8.55  |
| 2295   | Slat 3.5" 1914 1/2" Impact® Series 1212        | 8222950000      | \$ 6.95  |
| 2296   | Slat 3.5" 1913 1/2" Impact® Series DS 1212     | 8222960000      | \$ 7.46  |
| 2299   | Slat 3.5" 1914 CWS 1/2" Impact® Series 1212    | 8222990000      | \$ 8.45  |
| 2300   | Slat 3.5" 1913 CWS 1/2" Impact® Series DS 1212 | 8223000000      | \$ 8.96  |
| 2297   | Slat 3.5" 1841 3/4" Impact® Series 1212        | 8222970000      | \$ 9.02  |
| 2298   | Slat 3.5" 1890 3/4" Impact® Series DS 1212     | 8222980000      | \$ 9.33  |
| 2301   | Slat 3.5" 1841 CWS 3/4" Impact® Series 1212    | 8223010000      | \$ 11.12 |
| 2302   | Slat 3.5" 1890 CWS 3/4" Impact® Series DS 1212 | 8223020000      | \$ 11.40 |
| <b>6.0" &amp; 7.0" Slats (1212 Seal)</b>       |  | <b>Page 8.6</b> |          |
| 2303   | Slat 6.0" 1914 1/2" Impact® Series 1212        | 8223030000      | \$ 10.33 |
| 2304   | Slat 6.0" 1913 1/2" Impact® Series DS 1212     | 8223040000      | \$ 10.92 |
| 2306   | Slat 6.0" 1914 CWS 1/2" Impact® Series 1212    | 8223060000      | \$ 13.04 |
| 2305   | Slat 6.0" 1913 CWS 1/2" Impact® Series DS 1212 | 8223050000      | \$ 13.64 |
| 2307   | Slat 6.0" 1841 3/4" Impact® Series 1212        | 8223070000      | \$ 14.12 |
| 2308   | Slat 6.0" 1890 3/4" Impact® Series DS 1212     | 8223080000      | \$ 14.48 |
| <b>3.5", 6.0" &amp; 7.0" Slats (1207 Seal)</b> |  | <b>Page 8.8</b> |          |
| 2153   | Slat 3.5" 1841 3/4" Impact® Series 1207        | 8221530000      | \$ 9.02  |
| 2154   | Slat 3.5" 1890 3/4" Impact® Series DS 1207     | 8221540000      | \$ 9.06  |
| 2052   | Slat 6.0" 1914 1/2" Impact® Series 1207        | 8220520000      | \$ 10.33 |
| 2053   | Slat 6.0" 1913 1/2" Impact® Series DS 1207     | 8220530000      | \$ 11.06 |
| 2174   | Slat 6.0" 1914 CWS 1/2" Impact® Series 1207    | 8221740000      | \$ 13.47 |
| 2173   | Slat 6.0" 1913 CWS 1/2" Impact® Series DS 1207 | 8221730000      | \$ 13.40 |
| 2037   | Slat 6.0" 1841 3/4" Impact® Series 1207        | 8220370000      | \$ 14.90 |
| 2038   | Slat 6.0" 1890 3/4" Impact® Series DS 1207     | 8220380000      | \$ 14.97 |
| 2031   | Slat 7.0" 3/4" Impact® Series 1207             | 8220310000      | \$ 16.96 |
| 2032   | Slat 7.0" 3/4" Impact® Series DS 1207          | 8220320000      | \$ 17.04 |

| <b>Leak Proof Slat/Subdeck Combination</b>     |   | <b>Page 8.10</b> |           |
|--|---|------------------|-----------|
| 2167   | Subdeck LP94  | 8221670000       | \$ 14.06  |
| 2145   | Slat 3.5" LP94 19/32" Impact® Series                | 8221450000       | \$ 7.16   |
| 2010   | Subdeck LP90  | 8220100000       | \$ 11.22  |
| 2007   | Slat 7.0" LP90 3/4" Impact® Series                  | 8220070000       | \$ 14.67  |
| <b>Hammer Seal Slats/Pressure Seal Slats</b>   |   | <b>Page 8.11</b> |           |
| 2193   | Slat 3.5" 1/8" Smooth Pressure Seal®                | 8221930000       | \$ 4.08   |
| 2236   | Slat 3.5" 1/8" 2 Ridge Pressure Seal®               | 8222360000       | \$ 4.12   |
| 2195   | Slat 3.5" 3/16" 4 Ridge Pressure Seal®              | 8221950000       | \$ 5.14   |
| 2271   | Slat 3.5" 3/16" 4 Ridge Hammer Seal                 | 8222710000       | \$ 5.50   |
| 2272   | Slat 3.5" 3/16" 4 Ridge Hammer Seal DS              | 8222720000       | \$ 5.72   |
| 2293   | Slat 3.5" 7/32" 6 Ridge Hammer Seal                 | 8222930000       | \$ 6.62   |
| 2294   | Slat 3.5" 7/32" 6 Ridge Hammer Seal DS              | 8222940000       | \$ 6.88   |
| <b>Seals, Side Seals, Subdecks &amp; Plugs</b> |   | <b>Page 8.12</b> |           |
| 1205   | Seal Floor Standup                                  | 83120500         | \$ 0.65   |
| 1207   | Seal Floor Standup "Y"                              | 83120700         | \$ 0.65   |
| 1209   | Seal Floor Horizontal                               | 83120900         | \$ 0.65   |
| 1212   | Seal Floor Bent "Y"                                 | 83121200         | \$ 0.65   |
| 1219   | Seal Floor Hammer                                   | 83121900         | \$ 0.65   |
| 1802   | Slat 1/8" Side Seal Without Seal Slot               | 8218020000       | \$ 1.43   |
| 1874   | Slat 7/32" Side Seal With Leg                       | 8218740000       | \$ 8.08   |
| 1817   | Subdeck 1"x1"x.070" Wall Aluminum                   | 8218170000       | \$ 1.16   |
| 2207   | Subdeck 1"x1" Aluminum Thick Base                   | 8222070000       | \$ 1.33   |
| 2281   | Subdeck 1"x1" Aluminum Huckable                     | 8222810000       | \$ 1.15   |
| 3002   | Subdeck 1"x1"x.063"x20' Steel Tube                  | 80300200         | \$ 25.00  |
| 2234   | Subdeck Pressure Seal® Snapdown Aluminum            | 8222340000       | \$ 1.46   |
| 2347   | Subdeck Pressure Seal® Serrated Snapdown Aluminum   | 8223470000       | \$ 1.68   |
| 2469   | SUBDECK SPLASHGUARD HOLDDOWN                        | 8224690000       | \$ 1.32   |
| 42659  | Plug Subdeck Steel 1"x1"x1/8"                       | 04265901         | \$ 1.12   |
| 42094  | Plug Pressure Seal® Floor Aluminum Hold Down        | 04209401         | \$ 16.91  |
| <b>Bearings, Hold Downs &amp; "T" Blocks</b>   |   | <b>Page 8.14</b> |           |
| 3003   | Bearing 3.5" Floor Slat                             | 00300301         | \$ 1.28   |
| 2228   | Bearing 3.5" Slat Splash Guard Strip                | 83222801         | \$ 14.90  |
| 2468   | SPLASHGUARD HOLDDOWN 6' LENGTH                      | 83246801         | \$ 11.13  |
| 3004   | Bearing Hold Down 3.5" Floor Slat                   | 00300401         | \$ 1.28   |
| 3030   | Bearing 6.0" Floor Slat                             | 00303001         | \$ 2.65   |
| 1000   | Bearing 1" Wide Pressure Seal® Floor                | 83245500         | \$ 103.16 |
| 1500   | Bearing 1.5" Wide Pressure Seal® Floor              | 83245600         | \$ 89.21  |
| 2235   | Bearing Pressure Seal® Snap Down 50' Strip          | 83223500         | \$ 75.73  |
| 2346   | Bearing Pressure Seal® Serrated Snap Down 50' Strip | 83234600         | \$ 50.78  |

# Flooring Components Price List

Prices in U.S. dollars

Prices Subject to Change Without Notice

|                              |   |          |          |
|------------------------------|---|----------|----------|
| 42036                        | Wear Pad UHMW 3.5" Floor                              | 04203601 | \$ 4.06  |
| 42037                        | Wear Pad UHMW 6.0" Floor                              | 04203701 | \$ 6.29  |
| 42045                        | Wear Pad 3.5" Floor Double Break                      | 04204501 | \$ 5.80  |
| 42046                        | Wear Pad 3.5" Floor Single Break                      | 04204601 | \$ 5.52  |
| 2011                         | Bearing 2011 13' 4" LP90 Drilled                      | 04436701 | \$ 38.23 |
| 2146                         | Bearing 2146 13' 9" LP94 Drilled                      | 03213801 | \$ 39.34 |
| 36928                        | Bearing "T" Block Pressure Seal® Hold Down            | 03692801 | \$ 1.41  |
| 37804                        | Bearing "T" Block Winged Pressure Seal®               | 03780401 | \$ 34.62 |
| 11835                        | Bearing "T" Block 3.5" Floor Slat                     | 01183501 | \$ 11.32 |
| 12172                        | Bearing "T" Block 6.0" Floor Slat                     | 01217201 | \$ 30.41 |
| <b>Fasteners Page 8.16</b>   |   |          |          |
| 1                            | Floor Seal Screw #8x2" Stainless Steel                | 86403000 | \$ 0.13  |
| 2                            | Floor Seal Screw #8x3" Stainless Steel                | 86403100 | \$ 0.22  |
| 3                            | Adhesive Sikaflex-221Black                            | 83200900 | \$ 10.18 |
| 4                            | Bolt Hex Washer Head Taptite #10-24x1/2" Zinc         | 86404500 | \$ 0.07  |
| 5                            | Rivet Pop 1/8"x1/2"                                   | 86526400 | \$ 0.04  |
| 6                            | Bolt Floor 5/16"x1" FHCS UNC                          | 87402000 | \$ 0.53  |
| 7                            | Bolt Floor 5/16"x1 1/4" FHCS UNC                      | 87403000 | \$ 0.55  |
| 8                            | Bolt Floor 5/16"x2 1/2" FHCS UNC                      | 87407000 | \$ 1.17  |
| 9                            | Bolt Floor 3/8"x1 1/4" FHCS UNC                       | 87409000 | \$ 0.60  |
| 10                           | Bolt Floor 3/8"x1 1/2" FHCS UNC                       | 87410000 | \$ 0.66  |
| 11                           | Bolt Floor 3/8"x2 1/2" FHCS UNC                       | 87414000 | \$ 0.88  |
| 12                           | Bolt Floor 3/8"x2 3/4" FHCS UNC                       | 87415000 | \$ 0.93  |
| 13                           | Nut Hex Nylock 5/16" UNC                              | 86627500 | \$ 0.04  |
| 14                           | Nut Hex Nylock 3/8" UNC                               | 86628000 | \$ 0.15  |
| <b>Bolt Plates Page 8.18</b> |   |          |          |
| 32303                        | Bolt Plate 1/4"x1 1/2"x7" 3 Hole                      | 03230301 | \$ 7.29  |
| 37656                        | Bolt Plate Pressure Seal® 1/4"x1 1/2"x9 13/16" 7 Hole | 03765601 | \$ 17.13 |
| 30188                        | Bolt Plate 3/8"x2"x8" 4 Hole                          | 03018801 | \$ 10.45 |
| 40511                        | Bolt Plate 3/8"x1 1/2"x8 7/16" 6 Hole                 | 04051101 | \$ 6.90  |
| 35571                        | Bolt Plate 3/8"x1 1/2"x9 13/16" 8 Hole                | 03557101 | \$ 9.75  |
| 33751                        | Bolt Plate 3/8"x2"x9 13/16" 8 Hole                    | 03375101 | \$ 8.26  |