



Wilkens Industries
184 South County Road 22
Morris, MN 56267
320-589-1971
800-833-6045
320-589-1974fax

Presents a USER'S Guide and PARTS MANUAL
for;
HALLCO FLOOR SLATS and PARTS
PRODUCTS



HALLCO
FLOOR
SYSTEMS

ALWAYS TAKING THE FIRST STEP™

***ORDER PARTS via email 24 Hours a day!
Orders placed after 3:00 pm CST will be
filled the following business day. Please
include a phone number, and complete
delivery address.***

***We offer a discount system based on
amount of purchase. Payment terms must
be met.***

***Let Wilkens Industries save you money on
your Hallco flooring and parts needs. Ask
about our discounts!!!***

***These discounts are offered to all customers and dealers, but only apply
if payment terms are met. Invoice must be pre-paid before shipping, paid
with credit card at time of order, or paid in full within 10 days of ordering
if customer has pre-approved credit with Wilkens Industries. We reserve
the right to request down payment on larger orders with approved credit
accounts. Discounts will be based on LIST PRICE of the dollar amount
purchased. These discounts do not include applicable taxes, freight
inbound or outbound, and does not include the purchases of Trailers,
Trucks ,Power Flip units, Tarps ,or tarp components.***

Please Contact

keithk@wilkens-ind.com

scottb@wilkens-ind.com

Table of Contents:

Section 1---- Plastic ----- Page: 3
Bearings
Standard Hold Down Blocks
Standard Deck Seal
Double & Triple Ridge Wiper Blocks
LR Hold Down Blocks
LR Deck Seal
LR Wiper Blocks
Bearing Block Assemblies
Top Seal Wiper Blocks

Section 2---- Decking ----- Page: 8
Standard Deck Options
Double & Triple Ridge Deck Options
LR Wide Slat Deck Options
Narrow LR Deck Slat Options
Top Seal Deck Slat Options

Section 3---- Cylinder Parts & Modules ----- Page: 21
H-60 Cylinders & Parts
2000 Series 8" Stroke Cylinder Modules & Parts
2000 Series 10" Stroke Cylinder Modules & Parts
3000 Series Cylinder Modules & Parts
4000 Series Cylinder Modules & Parts
6000 Series Cylinder Modules & Parts

Section 4---- Seal Kits ----- Page: 39
Seal Kits & O-Rings

Section 5---- Cross Drives & Frames ----- Page: 40
Shoes
Clamps
Standard Cross Drives
LR Wide Slat Cross Drives
H-60 Cross Drives
Frames

Section 6---- Switching Rods ----- Page: 42
Switching Rods
Switching Rod Stops

Section 7---- Valves & Valve Parts ----- Page: 43
Poppet Valves & Assemblies
Switching Valves
Control Valves

Section 8---- Tie & Anchor Bolts ----- Page: 45
Tie Bolts
Anchor Bolts

Table of Contents:

Section 1---- Plastic ----- Page: 3

- Bearings
- Standard Hold Down Blocks
- Standard Deck Seal
- Double & Triple Ridge Wiper Blocks
- LR Hold Down Blocks
- LR Deck Seal
- LR Wiper Blocks
- Bearing Block Assemblies
- Top Seal Wiper Blocks

Section 2---- Decking ----- Page: 8

- Standard Deck Options
- Double & Triple Ridge Deck Options
- LR Wide Slat Deck Options
- Narrow LR Deck Slat Options
- Top Seal Deck Slat Options

Section 3---- Cylinder Parts & Modules ----- Page: 21

- H-60 Cylinders & Parts
- 2000 Series 8" Stroke Cylinder Modules & Parts
- 2000 Series 10" Stroke Cylinder Modules & Parts
- 3000 Series Cylinder Modules & Parts
- 4000 Series Cylinder Modules & Parts
- 6000 Series Cylinder Modules & Parts

Section 4---- Seal Kits ----- Page: 39

- Seal Kits & O-Rings

Section 5---- Cross Drives & Frames ----- Page: 40

- Shoes
- Clamps
- Standard Cross Drives
- LR Wide Slat Cross Drives
- H-60 Cross Drives
- Frames

Section 6---- Switching Rods ----- Page: 42

- Switching Rods
- Switching Rod Stops

Section 7---- Valves & Valve Parts ----- Page: 43

- Poppet Valves & Assemblies
- Switching Valves
- Control Valves

Section 8---- Tie & Anchor Bolts ----- Page: 45

- Tie Bolts
- Anchor Bolts

Table of Contents Continued:

Section 9--- Fasteners -----	Page: 46
Deck Nuts & Bolts	
Rivets	
Roll Pins	
Washers	
Section 10--- Fittings -----	Page: 47
Fittings	
Quick Connects	
Hydraulic Tubing	
Hydraulic Tube Adapters	
Filtration	
Section 11--- Hydraulic Hoses -----	Page: 49
Hose Assemblies	
5/8" - 3/4" - 1"	
Section 12— Tools & Miscellaneous Items -----	Page: 50
Countersinks	
Poppet Seating Tools	
Piston Insertion Tools	
Guides	
Hydraulic Tubing	
Section 13— Leak Proof Series Units & Decking -----	Page: 51
8000 Series Cylinder Modules & Parts	
9000 Series Cylinder Parts	
LP Decking	
LP Bearing & Seal	
Section 14— Warranty and Return Policies -----	Page: 55

Codes:

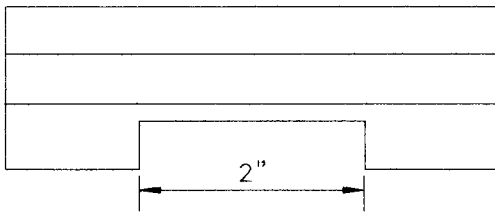
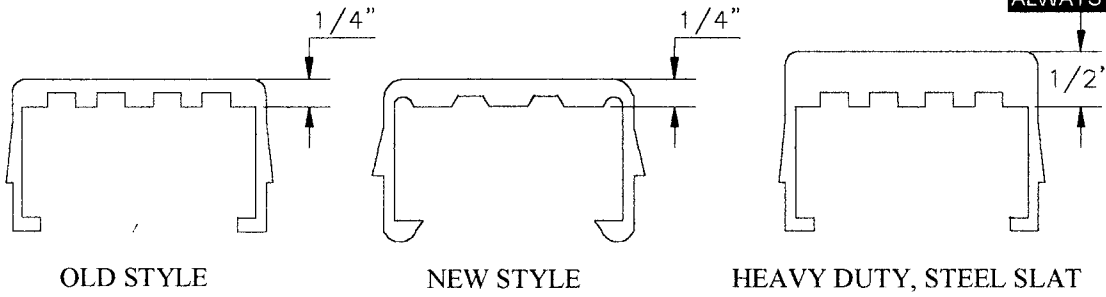
- H — "H" Series Cylinders
- 2 — 2000 Series Units
- 3 — 3000 Series Units
- 4 — 4000 Series Units
- 6 — 6000 Series Units
- 8 — 8000 Series Units
- 9 — 9000 Series Units
- A — Parts Apply to All Units
- D — Channel/Standard Decking
- N — Narrow Leak Resistant (LR) Decking
- L — Wide Leak Resistant (LR) Decking
- O — Overlap (NLR) Decking

HALLCO MFG. COMPANY, INC.

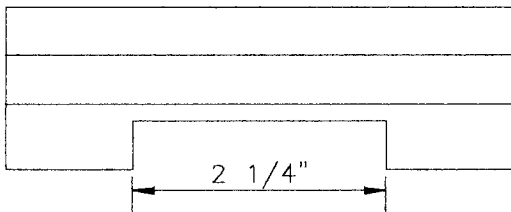
BEARING CONFIGURATION



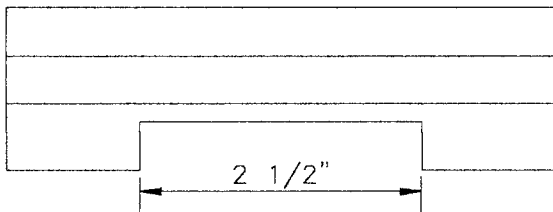
ALWAYS TAKING THE FIRST STEP™



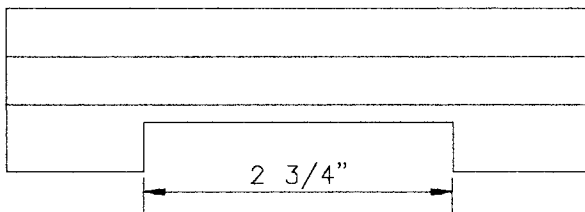
BEARING (2 IN.) HDPE [900 BAG]
PART NO. 39-2486



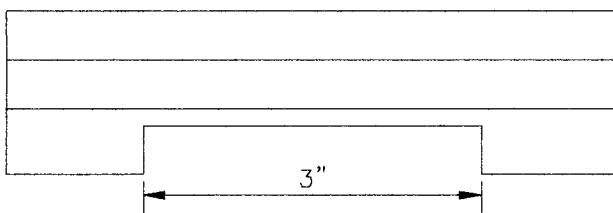
BEARING (2 1/4 IN.) HDPE [850 BAG]
PART NO. 39-2487



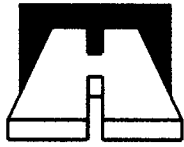
BEARING (2 1/2 IN.) HDPE [800 BAG]
PART NO. 39-2488



BEARING (2 3/4 IN.) HDPE [800 BAG]
PART NO. 39-2489



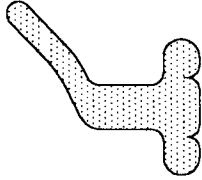
BEARING (3 IN.) HDPE [750 BAG]
PART NO. 39-2490



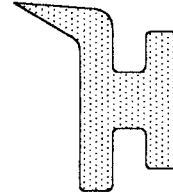
HALLCO
FLOOR
SYSTEMS

ALWAYS TAKING THE FIRST STEP™

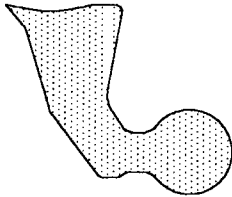
Deck Seal Options:



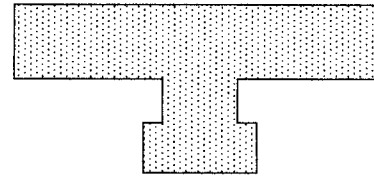
LDPE Type "B" Seal
Part No. 39-4162
for Standard Deck Slats



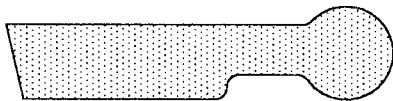
LDPE Type "A" Seal
Part No. 39-286
for Standard Deck Slats



Type "X" Seal
Part No. 39-4007
for Double & Triple Ridge
Deck Slats



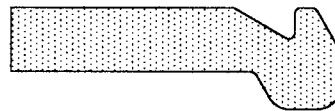
LR Type "T" Seal
Part No. 39-3125
for LR Wide Deck Slats



NLR Ball Seal
Part No. 39-3503
for NLR Deck Slats



NLR Flat Seal
Part No. 39-3283
for Old Style NLR Deck Slats



Narrow LR (WT) Deck Seal
Part No. 39-3005
for Old Style Narrow LR Deck Slats

PLASTICS (Section 1)

Part Number:	Description:	u/m			Code:
39 2486	2" Bearing (HDPE) (900 per bag)	ea.			A
39 4154	2" Special P/F Bearing (HDPE) (900 per bag)	ea.			A
39 2487	2.1/4" Bearing (HDPE) (850 per bag)	ea.			A
39 2488	2.1/2" Bearing (HDPE) 800 per bag)	ea.			A
39 2489	2.3/4" Bearing (HDPE) (800 per bag)	ea.			A
39 2490	3" Bearing (HDPE) (750 per bag)	ea.			A
39 3714	2 1/4" Bearing for Hyd. Tube	ea.			A
*39 3633	2" Special Bearing, TT	ea.			SPECIAL
*39 3634	2 1/4" Special Bearing, TT	ea.			SPECIAL
*39 4093	Continous Bearing (9' Lengths)	ft.			
39 3043	Standard Hold Down Block	ea.			D
*39 4265	Standard Deck Rear Support	ea.			D
39 286	"A" Deck Seal (41-286) (1000 ft. Rolls)	ft.			D
39 4162	"B" Deck Seal LDPE (1350 ft. Rolls)	ft.			D
39 4007	"X" Deck Seal (DR-TR) (1200' per Roll)	ft.			DR
39 2481	Slope Sheet Belt (1/8"x4"x96")	ea.			A
39 3998	Wiper Block Blank	ea.			D
39 3483	DR Front Wiper Block (24-37 Type 94)	ea.			D
39 3484	DR Front Wiper Block (21-37 Type 82)	ea.			D
39 3485	DR Front Wiper Block (24-35 Type 88)	ea.			D
39 3488	DR Front Wiper Block (21-40 Type 84)	ea.			D
39 4235	TR Front Wiper Block (21-37 Type 82)	ea.			All
39 4236	TR Front Wiper Block (21-40 Type 84)	ea.			All
39 4237	TR Front Wiper Block (24-35 Type 88)	ea.			All
39 4238	TR Front Wiper Block (24-37 Type 94)	ea.			All
39 4357	Manifold Shields-Aluminum Mounting	ea.			All
39 4358	Manifold Shields-Steel Mounting	ea.			All

Note: All prices are subject to change without notice.

* Special Order Only-Cancelled orders subject to 20% Restock Charge-Call for Details

PLASTICS (Section 1)

Part Number:	Description:	u/m			Code:
	LR Wide Slat				
39 3162	LR Hold Down Block	ea.			L
*39 3125	"T" Deck Seal (LR Wide Slat)	ft.			L
*39 4196	LR6 Deck Plug w/Tee Nut	ea.			L
*39 4197	LR7 Deck Plug w/Tee Nut	ea.			L
*39 4198	LR8 Deck Plug w/Tee Nut	ea.			L
*39 3290	LR-6 Front Wiper Block (Type 88)	ea.			L
*39 3291	LR-7 Front Wiper Block (Type 94)	ea.			L
*39 3292	LR-8 Front Wiper Block (Type 84)	ea.			L
	LR Narrow Slat				
*39 3005	Narrow LR (WT) Deck Seal	ft.			N
*39 3283	NLR Deck Seal (Flat-Old Style)	ft.			O
*39 3503	NLR Deck Seal (w/Ball-New Style)	ft.			O
*39 3350	NLR Front Wiper Block (24-35 Type 88)	ea.			O
*39 3351	NLR Front Wiper Block (21-37 Type 82)	ea.			O
*39 3352	NLR Front Wiper Block (21-40 Type 84)	ea.			O
*39 3456	NLR Front Wiper Block (24-37 Type 94)	ea.			O
39 3576	Seal Groove Plow (Std. Deck)	ea.			D
39 4233	Seal Groove Plow (LR Deck)	ea.			D
39 3201	3000 Bearing Block Assy.	ea.			3
39 2491	2000 Bearing Block Assy. (blocks,frame,bolts)	ea.			2
39 3490	2000 Bearing Blocks-Only (6-half blocks)	ea.			2
*39 2974	H-60 Bearing Block Assy. (Plastic Pieces Only)	ea.			H
*39 3126	H-80 Bearing Block Assy. (Plastic Pieces Only)	ea.			H
*39 2483	H-60 Wear Strip (1-15/16"x14")	ea.			H
*39 3365	H-60 Large Spacer Block (HDPE)	ea.			H
*39 3366	H-60 Small Spacer Block (HDPE)	ea.			H
*39 4122	"G" SERIES CENTER BEARING	ft.			
*39 4123	"G" SERIES SIDE BEARING	ft.			
*39 4438	Chem-Caulk	ea.			

Note: All prices are subject to change without notice.

* Special Order Only-Call for Details

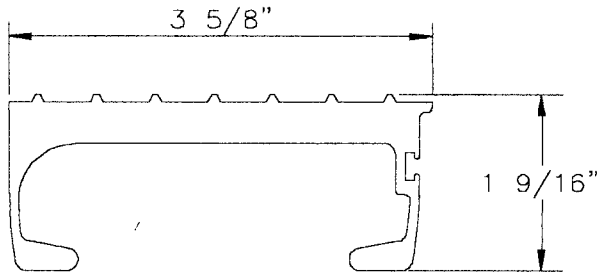
Plastics (Section 1)-Replacement and Adapter Parts

Part Number:	Description:	u/m			Code:
	Replacement Parts:				
*39 4442	2.1/4" RB for 1" Subdeck (Replacement Bearing)	ea.			
*39 4440	Replacement Hold Down Block	ea.			
	Adapter Parts:				
*39 4421	2.1/4" AB for 2" Subdeck (Adapter Bearing)	ea.			
	ATS Top Seal Wiper Blocks:				
*39 4353	21-37 Type 82 ATS Wiper Block	ea.			ATS
*39 4354	24-37 Type 94 ATS Wiper Block	ea.			ATS
*39 4373	24-35 Type 88 ATS Wiper Block	ea.			ATS
*39 4439	26-34 Type 95 ATS Wiper Block	ea.			ATS
	Tufdeck Top Seal Wiper Blocks:				
*39 4445	21-37 Type 82 TTS Wiper Block	ea.			TTS
*39 4443	24-37 Type 94 TTS Wiper Block	ea.			TTS
*39 4444	24-35 Type 88 TTS Wiper Block	ea.			TTS

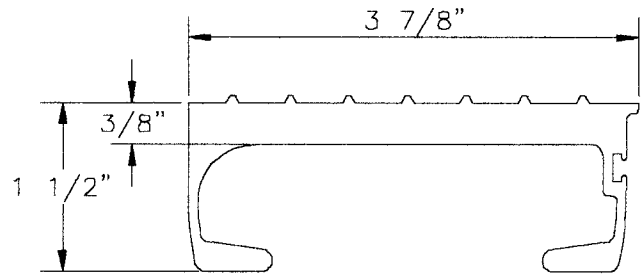
Note: All prices are subject to change without notice.

* Special Order Only-Call for Details

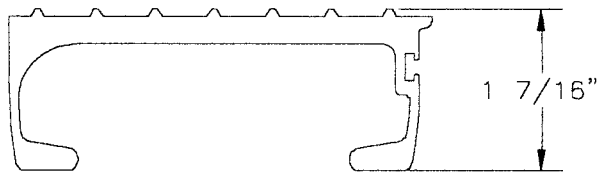
STANDARD DECK OPTIONS



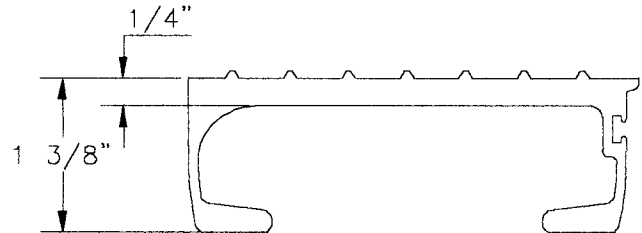
TYPE 35-6 DECK SLAT
2.269 LBS. PER FT.
PART NO. 41-104



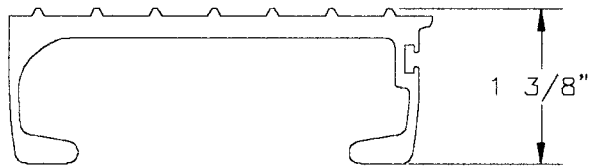
TYPE 37-6 DECK SLAT
2.464 LBS. PER FT.
PART NO. 41-283



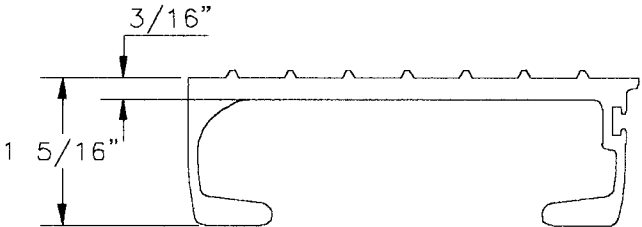
TYPE 35-4 DECK SLAT
1.675 LBS. PER FT.
PART NO. 41-270




TYPE 37-4 DECK SLAT
1.799 LBS. PER FT.
PART NO. 41-273



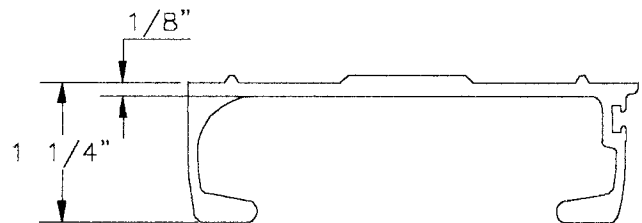
TYPE 35-3 DECK SLAT
1.415 LBS. PER FT.
PART NO. 41-275



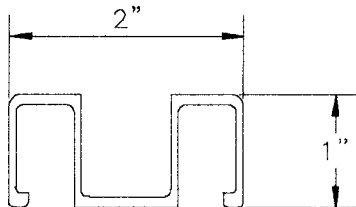
TYPE 37-3 DECK SLAT
1.52 LBS. PER FT.
PART NO. 41-272



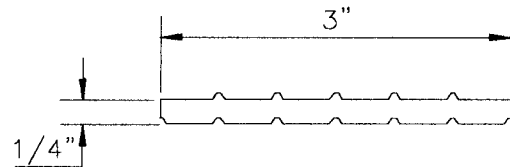
TYPE 35-2 DECK SLAT
1.216 LBS. PER FT.
PART NO. 41-268



TYPE 37-2 DECK SLAT
1.303 LBS. PER FT.
PART NO. 41-271

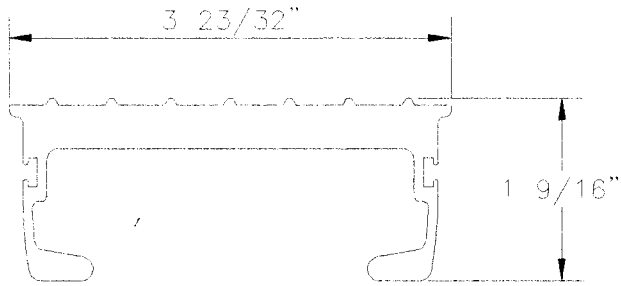


ALUMINUM SUBDECK
.51 LBS. PER FT.
PART NO. 41-2460

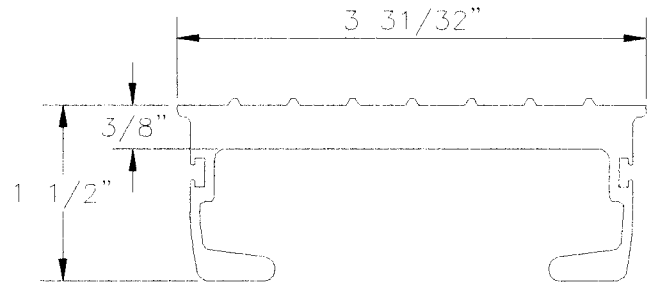


ALUMINUM WEAR PLATE
.89 LBS. PER FT.
PART NO. 41-2768


STANDARD DECK DOUBLE SEAL OPTIONS



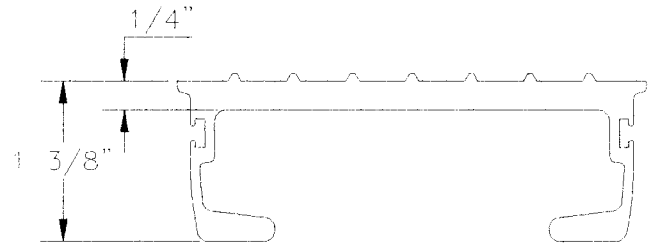
TYPE 35-6DS DECK SLAT
2.274 LBS. PER FT.
PART NO. 41-2769



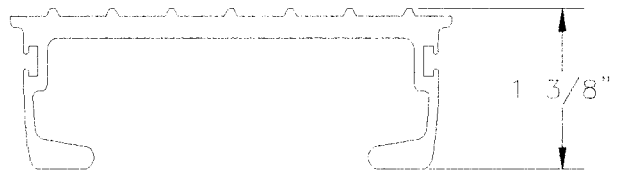
TYPE 37-6DS DECK SLAT
2.472 LBS. PER FT.
PART NO. 41-104



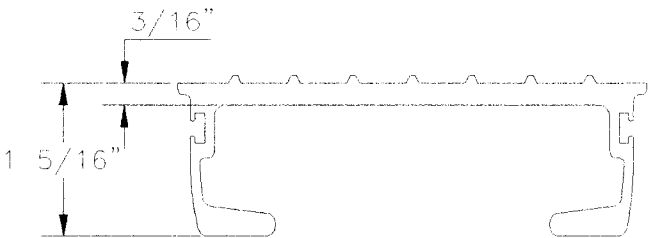
TYPE 35-4DS DECK SLAT
1.682 LBS. PER FT.
PART NO. 41-2771




TYPE 37-4DS DECK SLAT
1.839 LBS. PER FT.
PART NO. 41-289



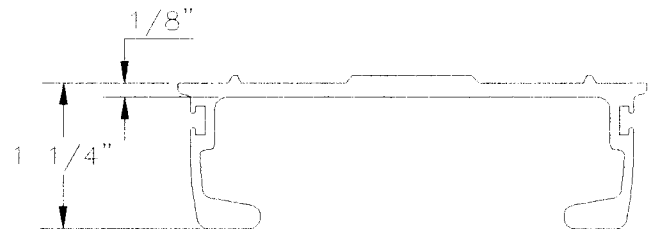
TYPE 35-3DS DECK SLAT
1.381 LBS. PER FT.
PART NO. 41-2791



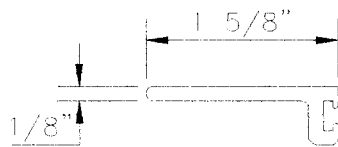
TYPE 37-3DS DECK SLAT
1.554 LBS. PER FT.
PART NO. 41-2780



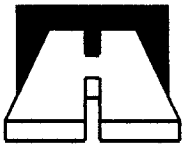
TYPE 35-2DS DECK SLAT
1.193 LBS. PER FT.
PART NO. 41-3046



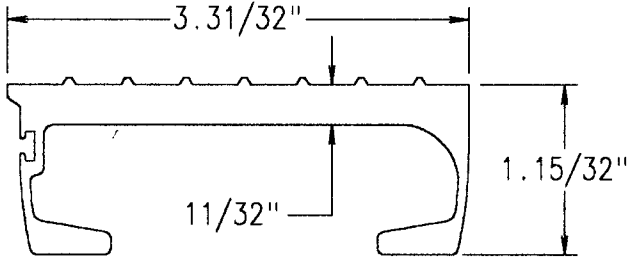
TYPE 37-2DS DECK SLAT
1.230 LBS. PER FT.
PART NO. 41-3047



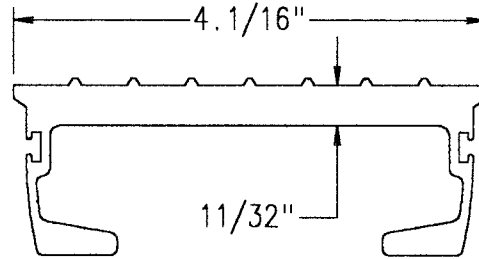
ALUMINUM SIDE TRIM NO SEAL
.322 LBS. PER FT.
PART NO. 41-166NS



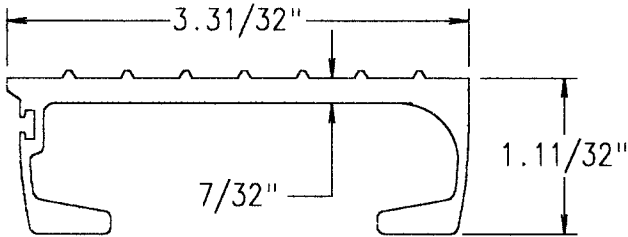
Type 40 Standard, Double & Triple Ridge Options:



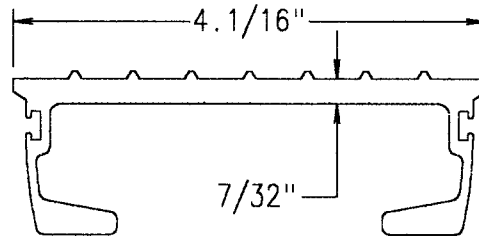
Type 40-5.5 Deck Slat
Part No.: 41-3009
2.302 lbs. per ft.



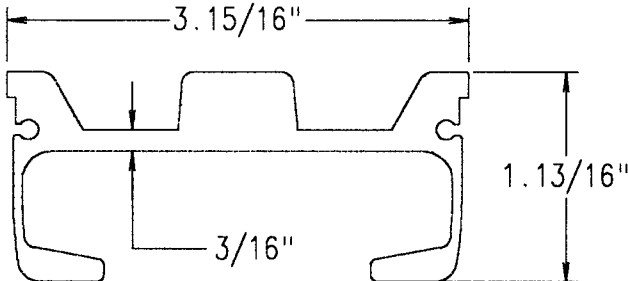
Type 40-5.5 DS Deck Slat
Part No. 41-3010
2.303 lbs. per ft.



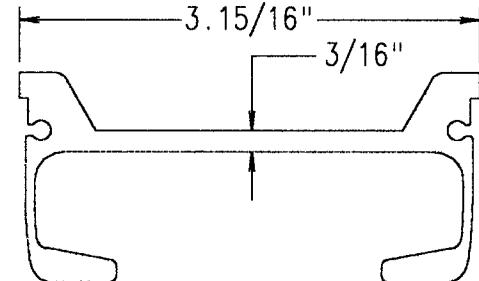
Type 40-3.5 Deck Slat
Part No.: 41-2951
1.726 lbs. per ft.



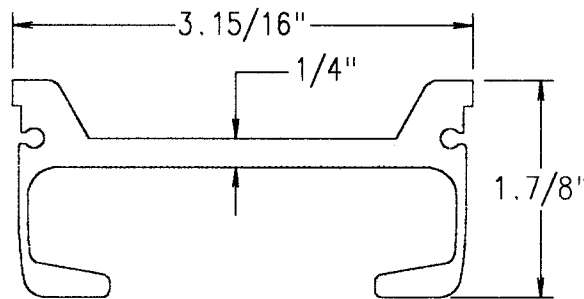
Type 40-3.5 DS Deck Slat
Part No. 41-2952
1.727 lbs. per ft.



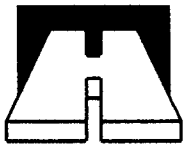
Type 40-3 Triple Ridge
Part No.: 41-4184
2.543 lbs. per ft.



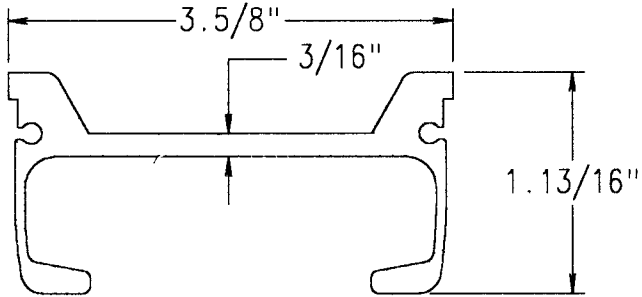
Type 40-3 Double Ridge
Part No. 41-3486
1.999 lbs. per ft.



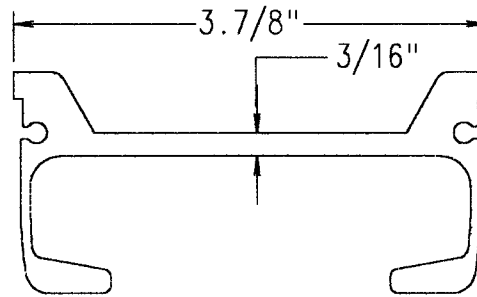
Type 40-4 Double Ridge
Part No. 41-3795
2.294 lbs. per ft.



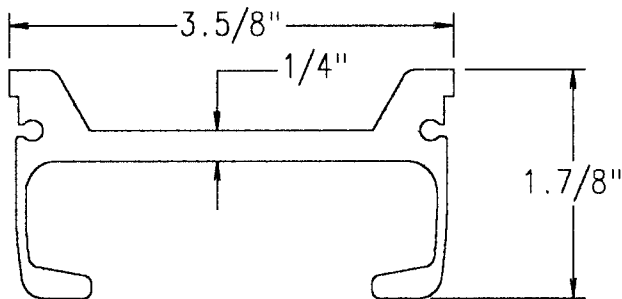
Type 35 & 37 Double & Triple Ridge Options:



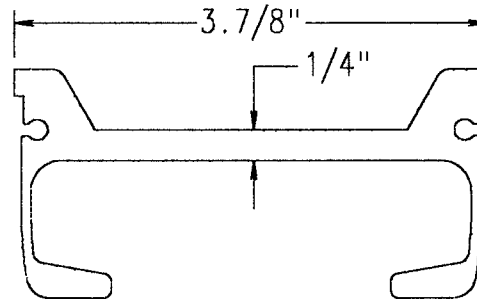
Type 35-3 Double Ridge
Part No. 41-3462
1.799 lbs. per ft.



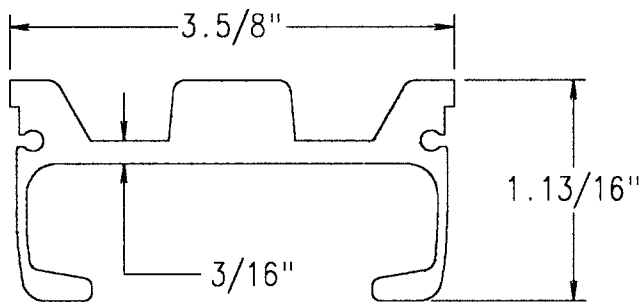
Type 37-3 Double Ridge
Part No. 41-3482
1.943 lbs. per ft.



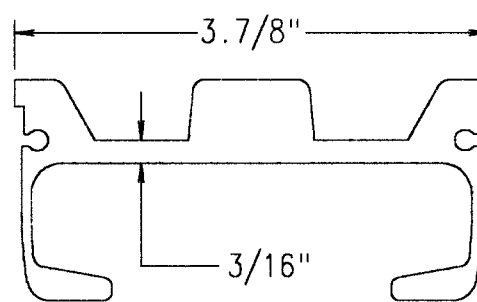
Type 35-4 Double Ridge
Part No. 41-3958
2.051 lbs. per ft.



Type 37-4 Double Ridge
Part No. 41-3979
2.198 lbs. per ft.



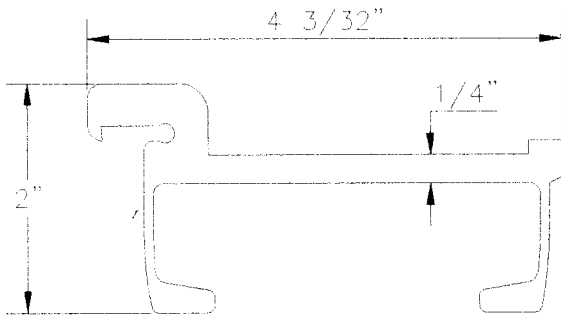
Type 35-3 Triple Ridge
Part No.: 41-4164
2.384 lbs. per ft.



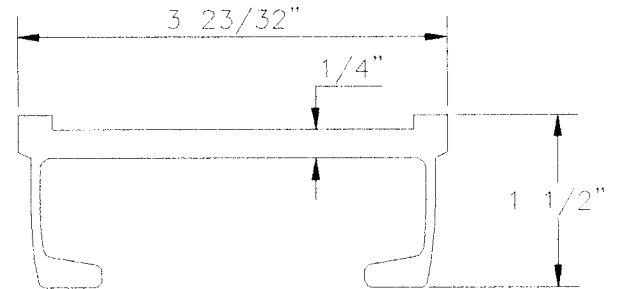
Type 37-3 Triple Ridge
Part No.: 41-4167
2.528 lbs. per ft.

HALLCO MFG. COMPANY, INC.

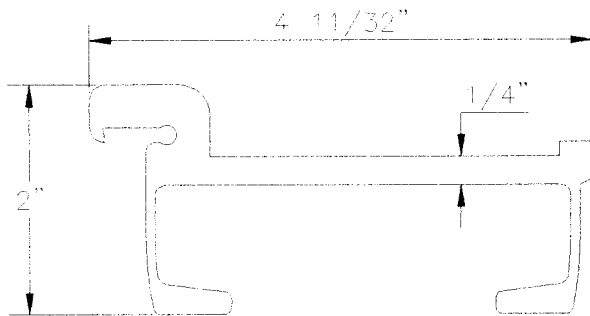
NARROW SLAT LEAK RESISTANT DECK OPTIONS



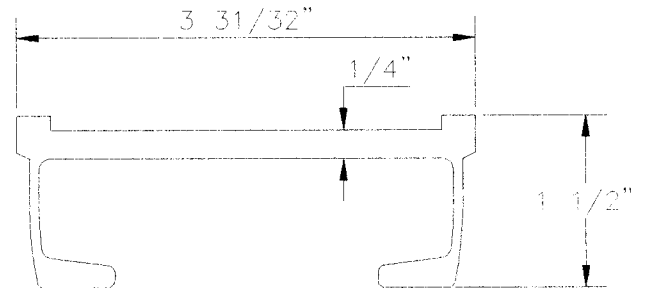
TYPE 35-4 NLR DECKSLAT
2.209 LBS. PER FT.
PART NO. 41-3281



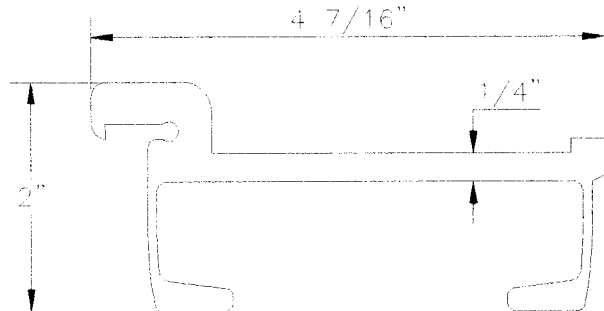
TYPE 35-4 NLRNS DECKSLAT
1.681 LBS. PER FT.
PART NO. 41-3282



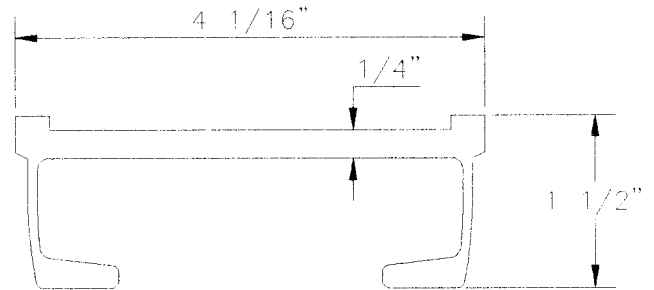
TYPE 37-4 NLR DECKSLAT
2.374 LBS. PER FT.
PART NO. 41-3296



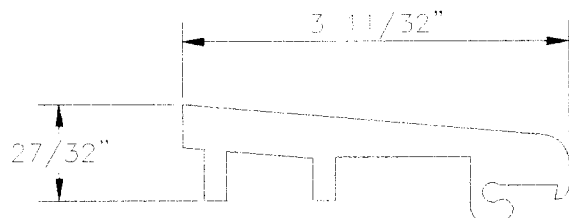
TYPE 37-4 NLRNS DECKSLAT
1.825 LBS. PER FT.
PART NO. 41-3297



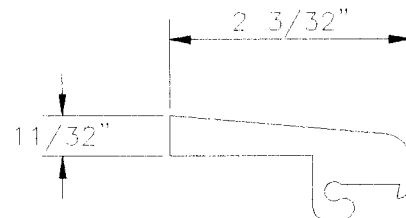
TYPE 40-4 NLR DECKSLAT
2.437 LBS. PER FT.
PART NO. 41-3305



TYPE 40-4 NLRNS DECKSLAT
1.879 LBS. PER FT.
PART NO. 41-3306

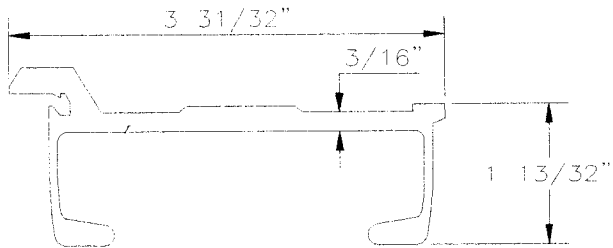


TYPE NLR SIDE TRIM, WIDE
1.74 LBS. PER FT.
PART NO. 41-3298

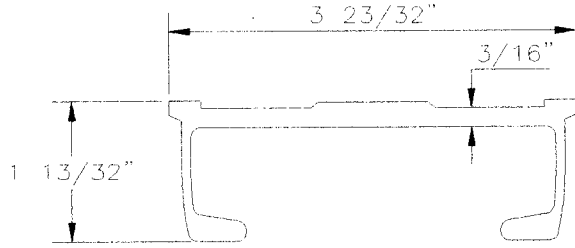


TYPE NLR SIDE TRIM, NARROW
.995 LBS. PER FT.
PART NO. 41-3307

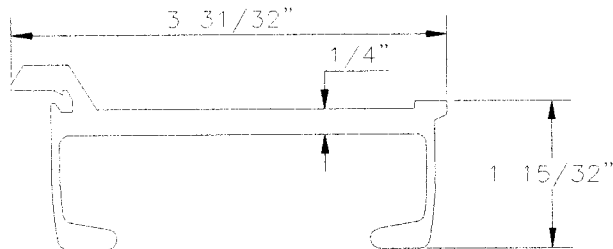
NARROW SLAT LEAK RESISTANT DECK OPTIONS



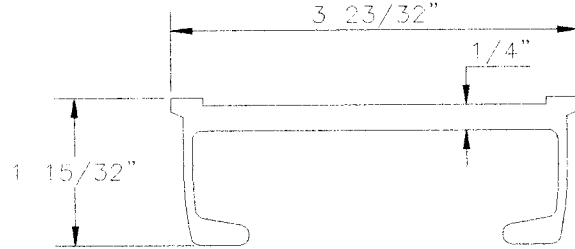
TYPE 35-3 LR DECK SLAT
1.619 LBS. PER FT.
PART NO. 41-3006



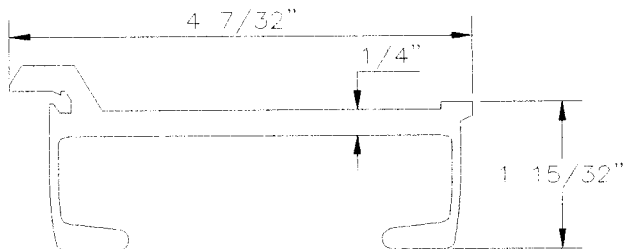
TYPE 35-3 LRNS DECK SLAT
1.445 LBS. PER FT.
PART NO. 41-3075



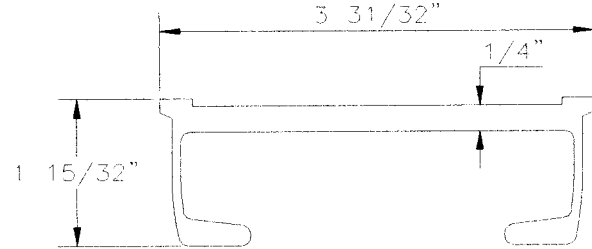
TYPE 35-4 LR DECK SLAT
1.780 LBS. PER FT.
PART NO. 41-3156



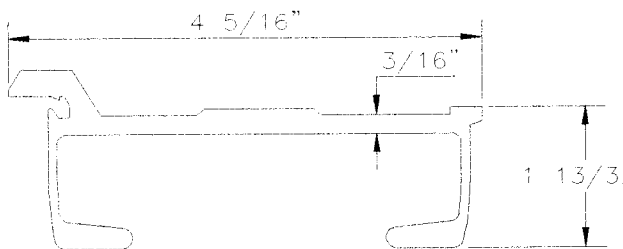
TYPE 35-4 LRNS DECK SLAT
1.578 LBS. PER FT.
PART NO. 41-3157



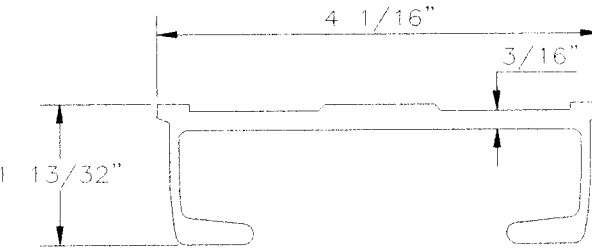
TYPE 37-4 LR DECK SLAT
1.975 LBS. PER FT.
PART NO. 41-3081



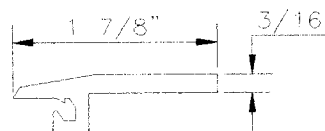
TYPE 37-4 LRNS DECK SLAT
1.754 LBS. PER FT.
PART NO. 41-3082



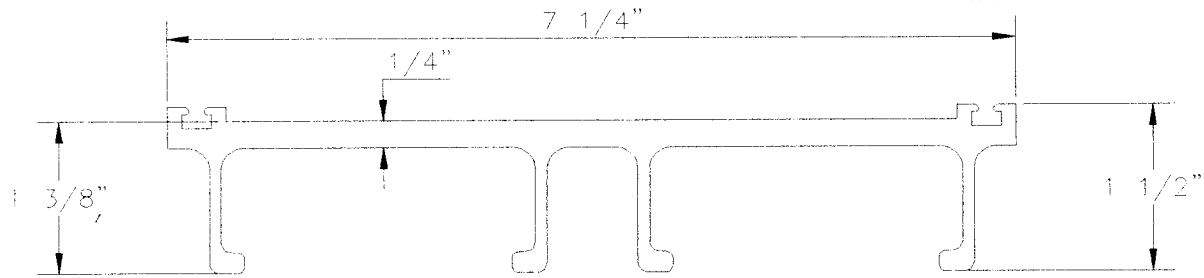
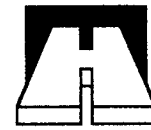
TYPE 40-3 LR DECK SLAT
1.908 LBS. PER FT.
PART NO. 41-3085



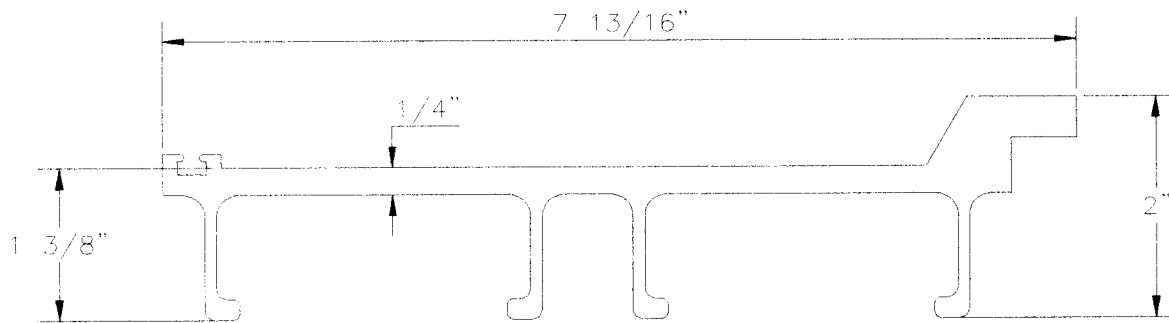
TYPE 40-3 LRNS DECK SLAT
1.675 LBS. PER FT.
PART NO. 41-3086



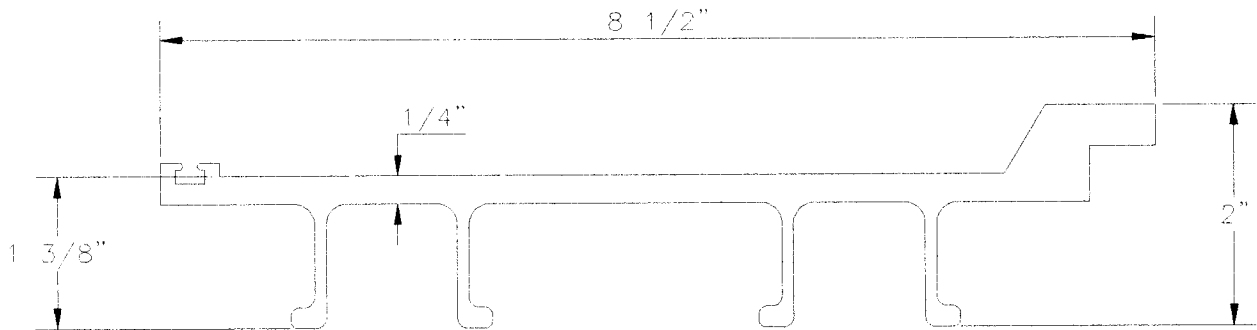
SIDE TRIM FOR NARROW LR
.487 LBS. PER FT.
PART NO. 41-3076



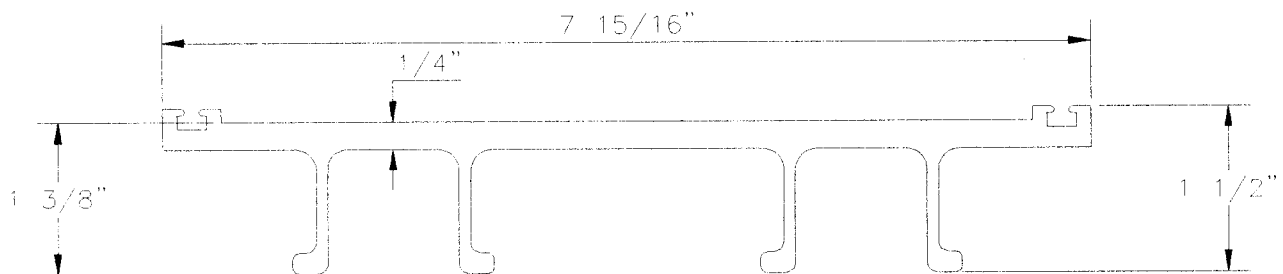
TYPE LR6S DECKSLAT
3.017 LBS. PER FT.
PART NO. 41-3100



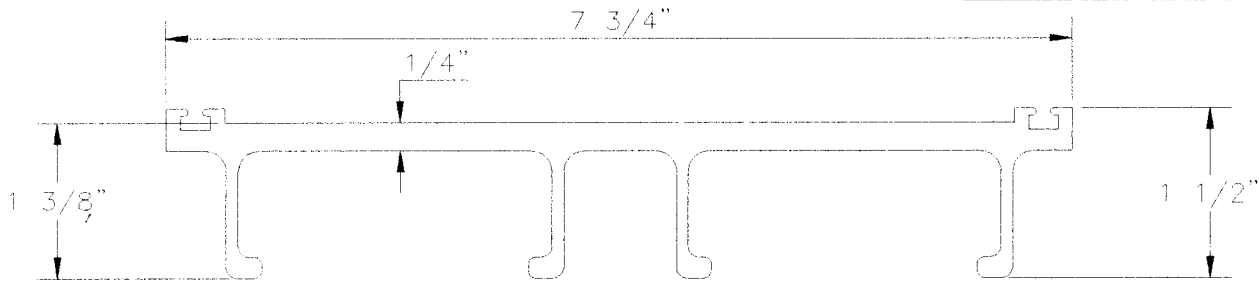
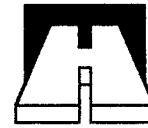
TYPE LR6 DECKSLAT
3.566 LBS. PER FT.
PART NO. 41-3099



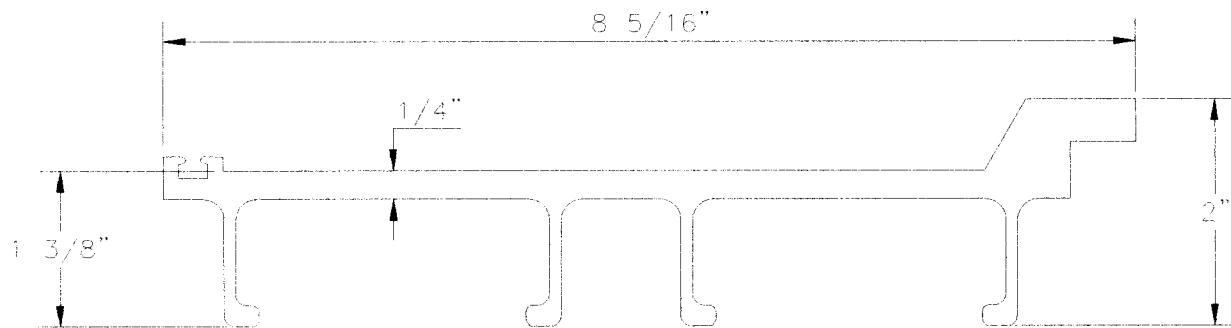
TYPE LR8 DECKSLAT
3.843 LBS. PER FT.
PART NO. 41-3097



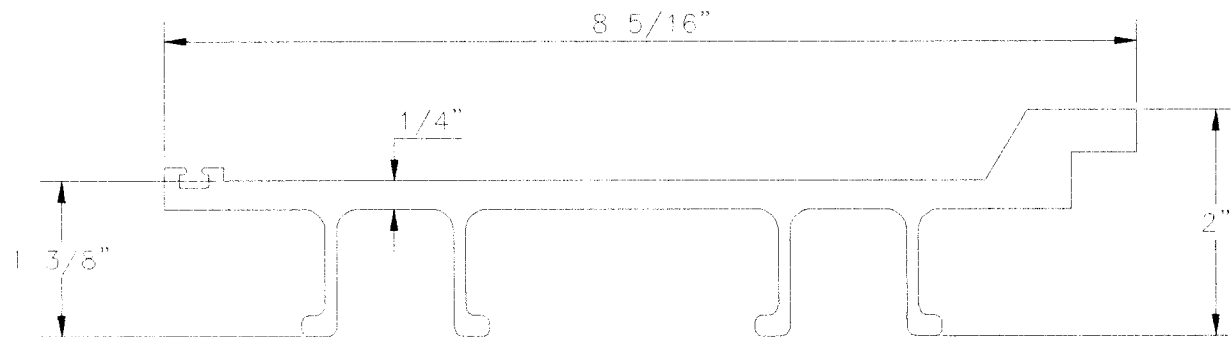
TYPE LR8S DECKSLAT
3.220 LBS. PER FT.
PART NO. 41-3098



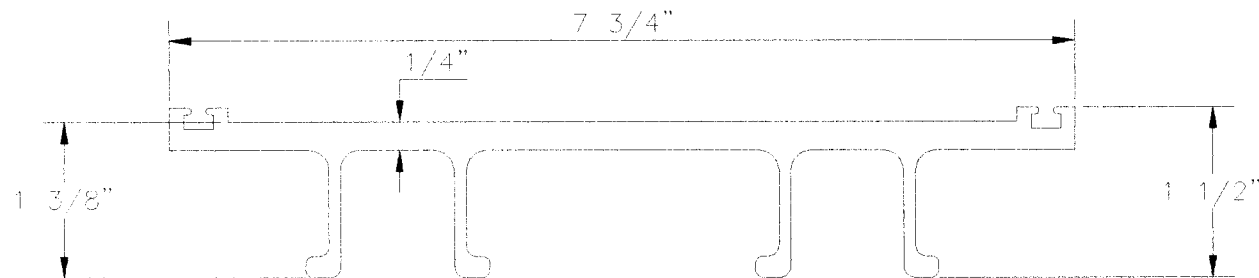
TYPE LR7S-12 DECK SLAT
3.163 LBS. PER FT.
PART NO. 41-3133



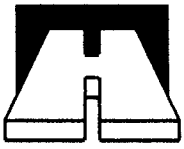
TYPE LR7-12 DECK SLAT™
3.807 LBS. PER FT.
PART NO. 41-3132



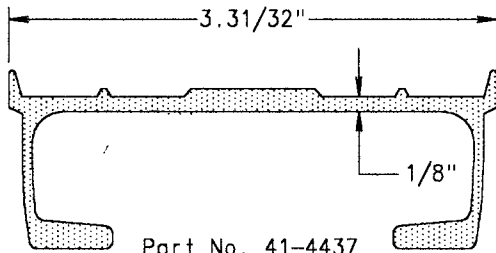
TYPE LR7 DECK SLAT
3.807 LBS. PER FT.
PART NO. 41-3095



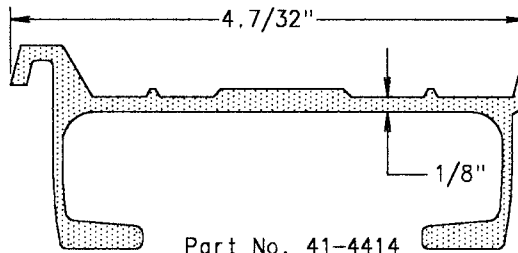
TYPE LR7S DECK SLAT
3.164 LBS. PER FT.
PART NO. 41-3096



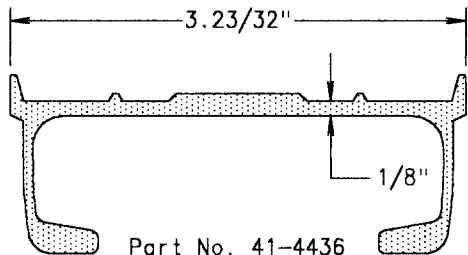
Top Seal & Tufdeck Slat Options



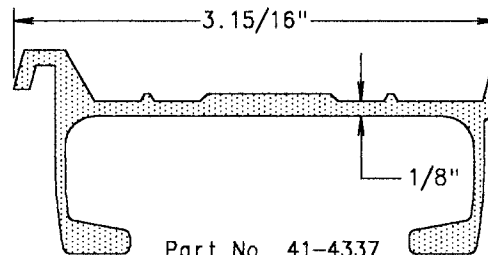
Part No. 41-4437
37-2.2 Top Seal Side Slat
1.274 lbs. per ft.



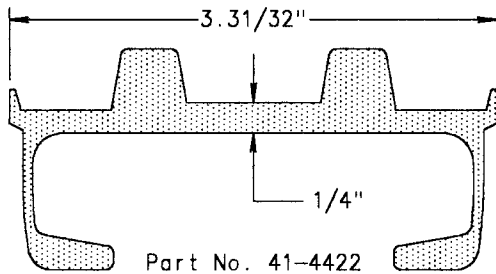
Part No. 41-4414
37-2.2 Top Seal Deck Slat
1.415 lbs. per ft.



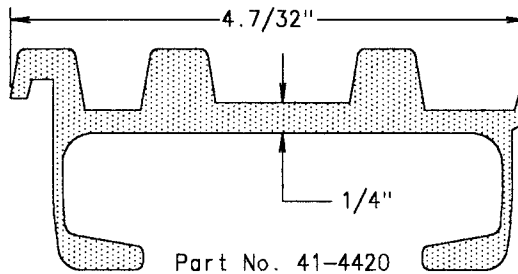
Part No. 41-4436
35-2.2 Top Seal Side Slat
1.189 lbs. per ft.



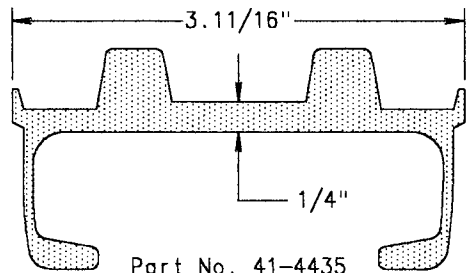
Part No. 41-4337
35-2.2 Top Seal Deck Slat
1.331 lbs. per ft.



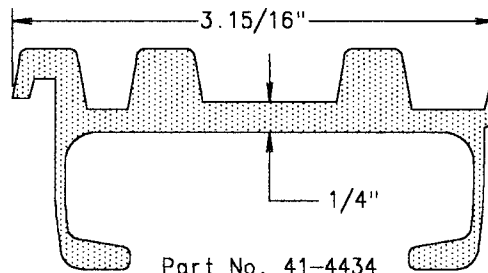
Part No. 41-4422
37-4.1 TUFDECK Side Slat
2.219 lbs. per ft.



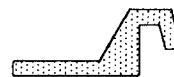
Part No. 41-4420
37-4.1 TUFDECK Slat
2.430 lbs. per ft.



Part No. 41-4435
35-4.1 TUFDECK Side Slat
2.068 lbs. per ft.



Part No. 41-4434
35-4.1 TUFDECK Slat
2.282 lbs. per ft.



Part No. 41-4412
Top Seal Side Trim "C"
0.334 lbs. per ft.

DECKING (Section 2)
Standard Deck Options

Part Number:	Description:	u/m			Code:
41 268	35-2 (1/8" top) 3-5/8" wide DECK SLAT	ft.			D
41 3046	35-2DS (1/8" top) double seal DECK SLAT	ft.			D
41 275	35-3 (3/16" top) 3-5/8" wide DECK SLAT	ft.			D
41 2791	35-3DS (3/16" top) double seal DECK SLAT	ft.			D
41 270	35-4 (1/4" top) 3-5/8" wide DECK SLAT	ft.			D
41 2771	35-4DS (1/4" top) double seal DECK SLAT	ft.			D
41 104	35-6 (3/8" top) 3-5/8" wide DECK SLAT	ft.			D
41 2769	35-6DS (3/8" top) double seal DECK SLAT	ft.			D
41 271	37-2 (1/8" top) 3-7/8" wide DECK SLAT	ft.			D
41 3047	37-2DS (1/8" top) double seal DECK SLAT	ft.			D
41 272	37-3 (3/16" top) 3-7/8" wide DECK SLAT	ft.			D
41 2780	37-3DS (3/16" top) double seal DECK SLAT	ft.			D
41 273	37-4 (1/4" top) 3-7/8" wide DECK SLAT	ft.			D
41 289	37-4DS (1/4" top) double seal DECK SLAT	ft.			D
41 283	37-6 (3/8" top) 3-7/8" wide DECK SLAT	ft.			D
41 288	37-6DS (3/8" top) double seal DECK SLAT	ft.			D
41 2951	40-3.5 (7/32" top) 4" wide DECK SLAT	ft.			D
41 2952	40-3.5DS (7/32" top) double seal DECK SLAT	ft.			D
41 3009	40-5.5 (11/32" top) 4" wide DECK SLAT	ft.			D
41 3010	40-5.5DS (11/32") double seal DECK SLAT	ft.			D
41 2768	1/4" ALUM. WEAR PLATE MATERIAL	ft.			D
41 2768-1	1 ft. WEAR PLATE INSTALLED	ea.			D
41 2768-2	2 ft. WEAR PLATE INSTALLED	ea.			D
41 2768-3	3 ft. WEAR PLATE INSTALLED	ea.			D
41 2768-4	4 ft. WEAR PLATE INSTALLED	ea.			D
41 166	ALUMINUM SIDE TRIM WITH SEAL	ft.			D
41 166NS	ALUMINUM SIDE TRIM NO SEAL	ft.			D
*41 2460	ALUMINUM SUB-DECK "BFB"	ft.			D
*41 3211	DECK SPLICING CHANNEL	ft.			D
15 1314	2" x 1" Steel Sub Deck	ft.			

Note: All prices are subject to change without notice.

* Special Order Only-Call for Details

DECKING (Section 2)

Double Ridge, Triple Ridge & LR Wide Slat Deck Options

Part Number:	Description:	u/m			Code:
41 3462	35-3 DR-DOUBLE RIDGE 3-5/8" wide DECK SLAT	ft.			D
41 3958	35-4 DR-DOUBLE RIDGE 3-5/8" wide DECK SLAT	ft.			D
41 4164	35-3 TR-TRIPLE RIDGE 3-5/8" wide DECK SLAT	ft.			D
41 3482	37-3 DR-DOUBLE RIDGE 3-7/8" wide DECK SLAT	ft.			D
41 3979	37-4 DR-DOUBLE RIDGE 3-7/8" wide DECK SLAT	ft.			D
41 4167	37-3 TR-TRIPLE RIDGE 3-7/8" wide DECK SLAT	ft.			D
41 3486	40-3 DR-DOUBLE RIDGE 4" wide DECK SLAT	ft.			D
41 3795	40-4 DR-DOUBLE RIDGE 4" wide DECK SLAT	ft.			D
41 4184	40-3 TR-TRIPLE RIDGE 4" wide DECK SLAT	ft.			D
41 3516	Type 35 DR Wear Plate, Material Only	ft.			D
41 3516-1	1 ft. WEAR PLATE, INSTALLED (35)	ea.			D
41 3516-2	2 ft. WEAR PLATE, INSTALLED (35)	ea.			D
41 3516-3	3 ft. WEAR PLATE, INSTALLED (35)	ea.			D
41 3517	Type 37&40 DR Wear Plate, Material Only	ft.			D
41 3517-1	1 ft. WEAR PLATE, INSTALLED (37 & 40)	ea.			D
41 3517-2	2 ft. WEAR PLATE, INSTALLED (37 & 40)	ea.			D
41 3517-3	3 ft. WEAR PLATE, INSTALLED (37 & 40)	ea.			D
41 4005	DR BOLTING PLATE FOR 3/8" BOLTS	ft.			D
41 4006	DR BOLTING PLATE FOR 1/2" BOLTS	ft.			D
*41 3099	LR6 (1/4" top) WIDE DECK SLAT (88)	ft.			L
*41 3100	LR6S (1/4" top) WIDE DECK SLAT (db seal)	ft.			L
*41 3143	LR6 Wear Plate-Machined for Installation	ft.			L
*41 3335	LR6S Wear Plate-Machined for Installation	ft.			L
*41 3095	LR7 SINGLE SHOE DECK (82)	ft.			L
*41 3096	LR7S SINGLE SHOE DECK (double seal)	ft.			L
*41 3132	LR7-12 (1/4" top) WIDE DB SHOE DECK (94)	ft.			L
*41 3133	LR7S-12 (1/4" top) WIDE DECK (db seal)(94)	ft.			L
*41 3097	LR8 (1/4" top) WIDE DECK SLAT (84)	ft.			L
*41 3098	LR8S (1/4" top) WIDE DECK SLAT (db seal)	ft.			L
*41 3202	LR7 & LR8 Wear Plate-Machined for Installation	ft.			L
*41 3203	LR7S & LR8S Wear Plate-Machined for Installation	ft.			L
*41 ALL-LR-WP	1 ft. LR WEAR PLATE INSTALLED	ea.			L
*41 ALL-LR-WP	2 ft. LR WEAR PLATE INSTALLED	ea.			L
*41 ALL-LR-WP	3 ft. LR WEAR PLATE INSTALLED	ea.			L
*41 ALL-LR-WP	4 ft. LR WEAR PLATE INSTALLED	ea.			L

Note: All prices are subject to change without notice.

* Special Order Only-Call for Details

DECKING (Section 2)

Narrow Leak Resistant and WT Deck Options

Part Number:	Description:	u/m			Code:
*41 3281	35-4 NLR (1/4" top) DECK SLAT (Ball Seal)	ft.			N
*41 3282	35-4 NLRNS (1/4" top) DECK SLAT (no seal)	ft.			N
*41 3296	37-4 NLR (1/4" top) DECK SLAT (Ball Seal)	ft.			N
*41 3297	37-4 NLRNS (1/4" top) DECK SLAT (no seal)	ft.			N
41 3305	40-4 NLR (1/4" top) DECK SLAT (Ball Seal)	ft.			N
41 3306	40-4 NLRNS (1/4" top) DECK SLAT (no seal)	ft.			N
41 3298	SIDE TRIM WIDE NLR	ft.			N
41 3307	SIDE TRIM NARROW NLR	ft.			D
41 3517	Type 35 NLR Wear Plate, Material Only	ft.			D
41 3517-1	1 ft. WEAR PLATE, INSTALLED (35 NLR)	ea.			D
41 3517-2	2 ft. WEAR PLATE, INSTALLED (35 NLR)	ea.			D
41 3517-3	3 ft. WEAR PLATE, INSTALLED (35 NLR)	ea.			D
41 3518	Type 37&40 NLR WEAR PLATE, MATERIAL ONLY	ft.			D
41 3518-1	1 ft. WEAR PLATE, INSTALLED (37 & 40 NLR)	ea.			D
41 3518-2	2 ft. WEAR PLATE, INSTALLED (37 & 40 NLR)	ea.			D
41 3518-3	3 ft. WEAR PLATE, INSTALLED (37 & 40 NLR)	ea.			D
*41 3144	"T" ALUM. FOR LR DECK SEAL SLOT (rear)	ft.			L
*41 3006	35-3 LR (3/16" top) LEAK RESISTANT DECK	ft.			N
*41 3075	35-3 LRNS (3/16" top) no seal LR DECK	ft.			N
*41 3156	35-4 LR (1/4" top) LEAK RESISTANT DECK	ft.			N
*41 3157	35-4 LRNS (1/4" top) no seal LR DECK	ft.			N
*41 3081	37-4 LR (1/4" top) LEAK RESISTANT DECK	ft.			N
*41 3082	37-4 LRNS (1/4" top) no seal LR DECK	ft.			N
*41 3085	40-3 LR (3/16" top) LEAK RESISTANT DECK	ft.			N
*41 3086	40-3 LRNS (3/16" top) no seal LR DECK	ft.			N
*41 3076	SIDE TRIM FOR NARROW LR	ft.			N

Note: All prices are subject to change without notice.

* Special Order Only-Call for Details

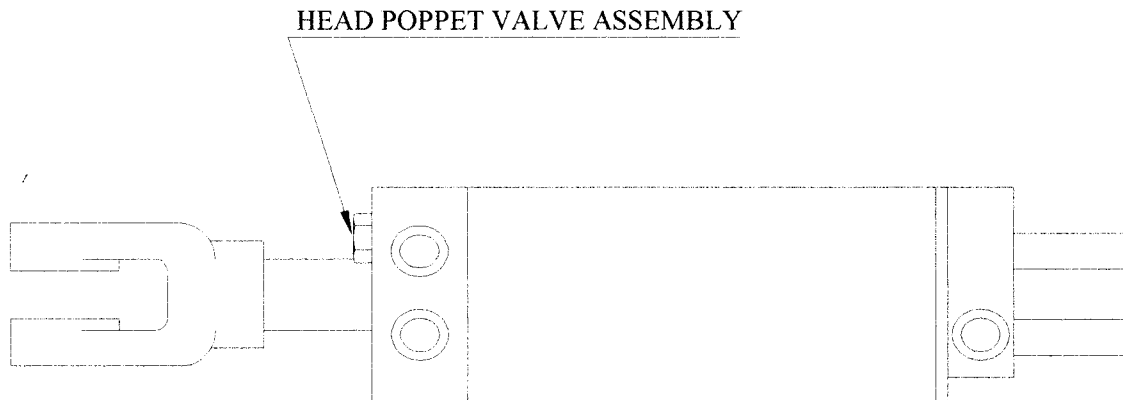
Decking (Section 2) Top Seal/Genie

Part Number:	Description:	u/m			Code:
	Ag/Wood Top Seal Options:				
*41 4337	35-2.2 ATS Deck Slat	ft.			ATS
*41 4436	35-2.2 ATSS Side Deck Slat	ft.			ATS
*41 4414	37-2.2 ATS Deck Slat	ft.			ATS
*41 4437	37-2.2 ATSS Side Deck Slat	ft.			ATS
*41 4416	34-2.2 RTS Deck Slat (Replacement)	ft.			ATS
	Tufdeck Top Seal Options:				
*41 4434	35-4.1 TTS Deck Slat	ft.			TTS
*41 4435	35-4.1 TTSS Side Deck Slat	ft.			TTS
*41 4420	37-4.1 TTS Deck Slat	ft.			TTS
*41 4422	37-4.1 TTSS Side Deck Slat	ft.			TTS
	Top Seal Side Trim:				
*41 4334	Top Seal Side Trim-A (underlap)	ft.			TS
*41 4335	Top Seal Side Trim-B (overlap)	ft.			TS
*41 4412	Top Seal Side Trim-C (overlap)	ft.			TS
*41 4415	Top Seal Side Trim-D (underlap)	ft.			TS
	Genie Decking:				
41 4085	Genie Stationary 3-Post Sub Deck	ft.			Genie
41 3798	Genie Stationary 2-Post Sub Deck	ft.			Genie
41 3812	Genie Std. Stationary Side Trim	ft.			Genie
41 4148	Genie Narrow Stationary Side Trim	ft.			Genie
41 4149	Genie Wide Stationary Side Trim	ft.			Genie
41 4315	Genie Side "A" Top Seal Moving Slat	ft.			Genie
41 4314	Genie Side "B" Top Seal Moving Slat	ft.			Genie
41 4316	Genie Center Top Seal Moving Slat	ft.			Genie
39 4122	Genie Center Bearing	ft.			Genie
39 4123	Genie Side Bearing	ft.			Genie
39 4565	Genie Top Seal Front Scraper Belt	ea.			Genie

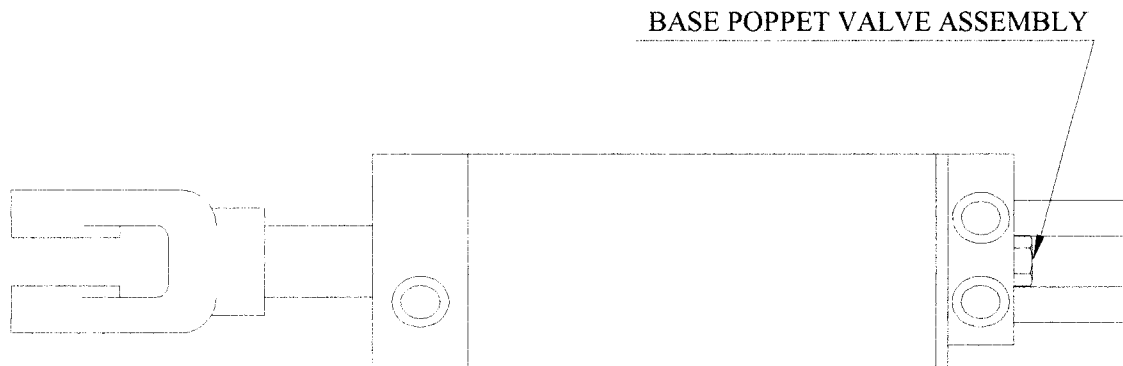
Note: All prices are subject to change without notice.

* Special Order Only-Call for Details


"H" SERIES CYLINDERS



4060 HEAD VLV CYLINDER
PART NO. 49-64

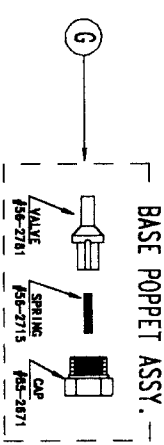
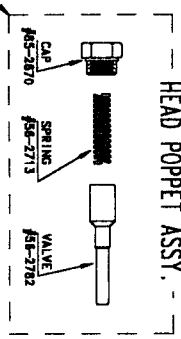
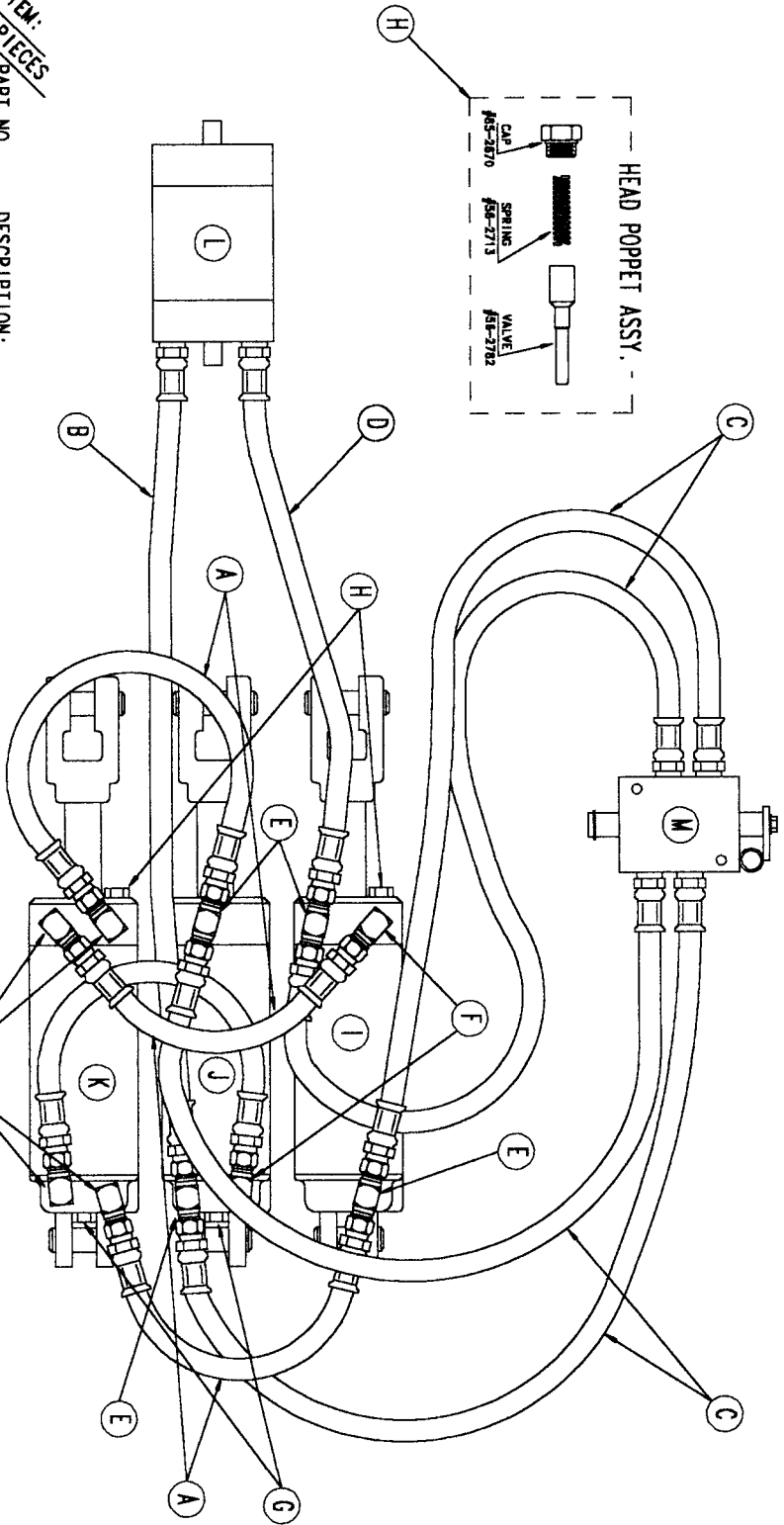


4063 BASE VLV CYLINDER
PART NO. 49-146



4064 TWO VLV CYLINDER
PART NO. 49-147

ITEM:	PIECES	PART NO.	DESCRIPTION:
A	4	86-2690	5/8" X 12" HOSE ASSY
B	1	86-2692	5/8" X 28" HOSE ASSY
C	4	86-2693	5/8" X 60" HOSE ASSY
D	1	86-2691	5/8" X 16.1/2" HOSE ASSY
E	4	85-2689	5/8" TEE FITTING
F	6	85-2688	5/8" 90 ELBOW
G	2	56-2797	BASE POPPET ASSY.
H	2	56-2798	HEAD POPPET ASSY.
I	1	49-64	4060 HEAD VALVE CYL.
J	1	49-146	4063 BASE VALVE CYL.
K	1	49-147	4064 TWO VALVE CYL.
L	1	56-3743	SWITCHING VALVE
M	1	56-3632	TWO WAY CONTROL VALVE
N	1	50-2710	70-0004 CYLINDER SEAL KIT



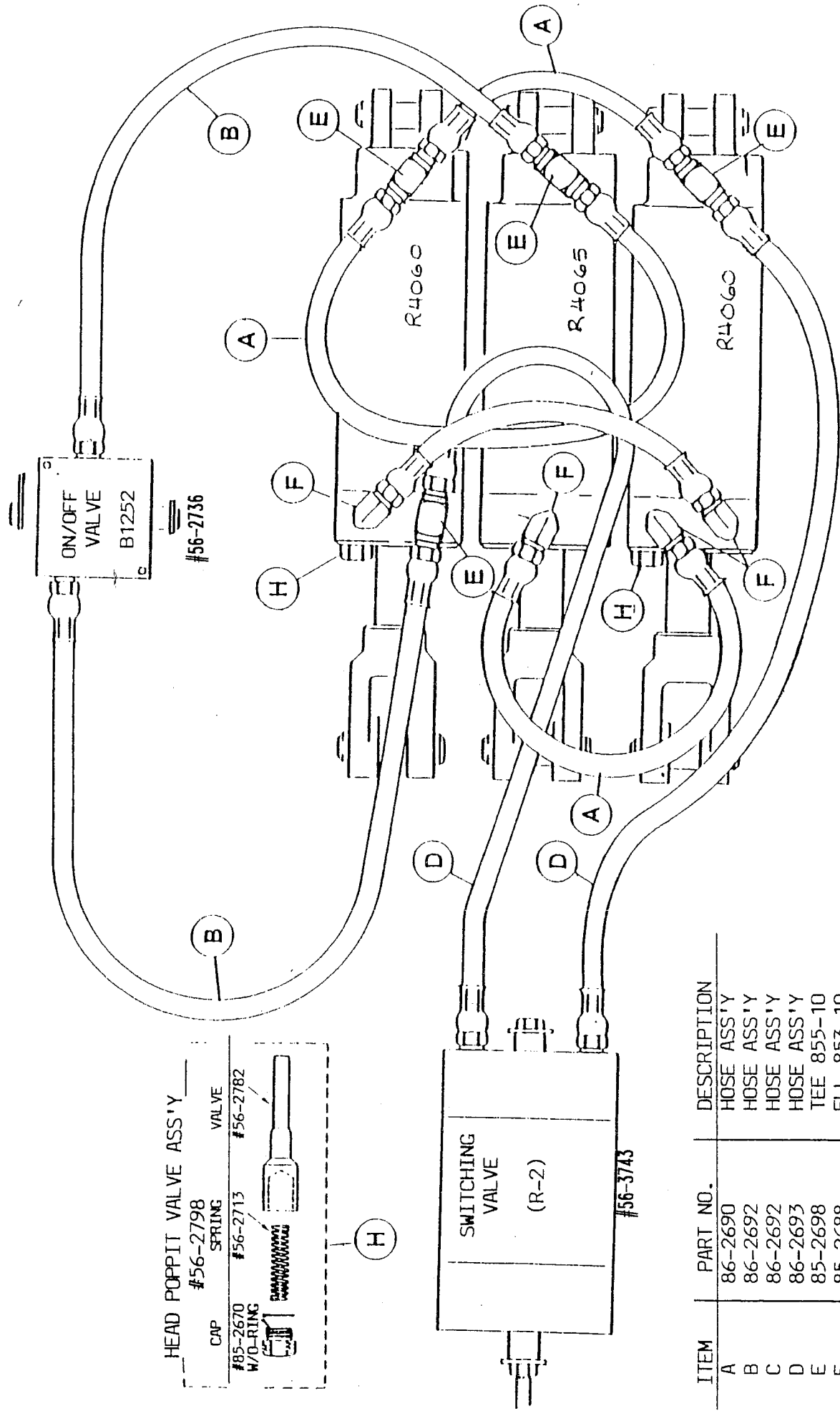
HALLCO MANUFACTURING CO. INC.
 TILLAMOOK, OR • CONCORD, NC

HALLCO H-60 SERIES
2 WAY PLUMBING DIAGRAM

DATE: 6/3/96 SCALE: NTS DRAWN BY: RLM APPROVED: DWG #: 59-3770

THIS DOCUMENT CONTAINS PROPRIETARY INFORMATION BELONGING TO HALLCO MFG. CO., INC. AND SUCH INFORMATION MAY NOT BE DISCLOSED TO OTHERS, REPRODUCED, COPIED OR USED WITHOUT PERMISSION FROM HALLCO MFG. CO., INC.

"H" SERIES PLUMBING 1 WAY MODEL



ITEM	DESCRIPTION	PART NO.
A	HOSE ASS'Y	86-2690
B	HOSE ASS'Y	86-2692
C	HOSE ASS'Y	86-2692
D	HOSE ASS'Y	86-2693
E	HOSE ASS'Y	85-2698
F	TEE 855-10	85-2688
G	ELL 853-10	56-2797
H	POPPIT VALVE ASS'Y	56-2798

BOTTOM VIEW

Cylinders & Modules (Section 3)

H-60/H-80 Series

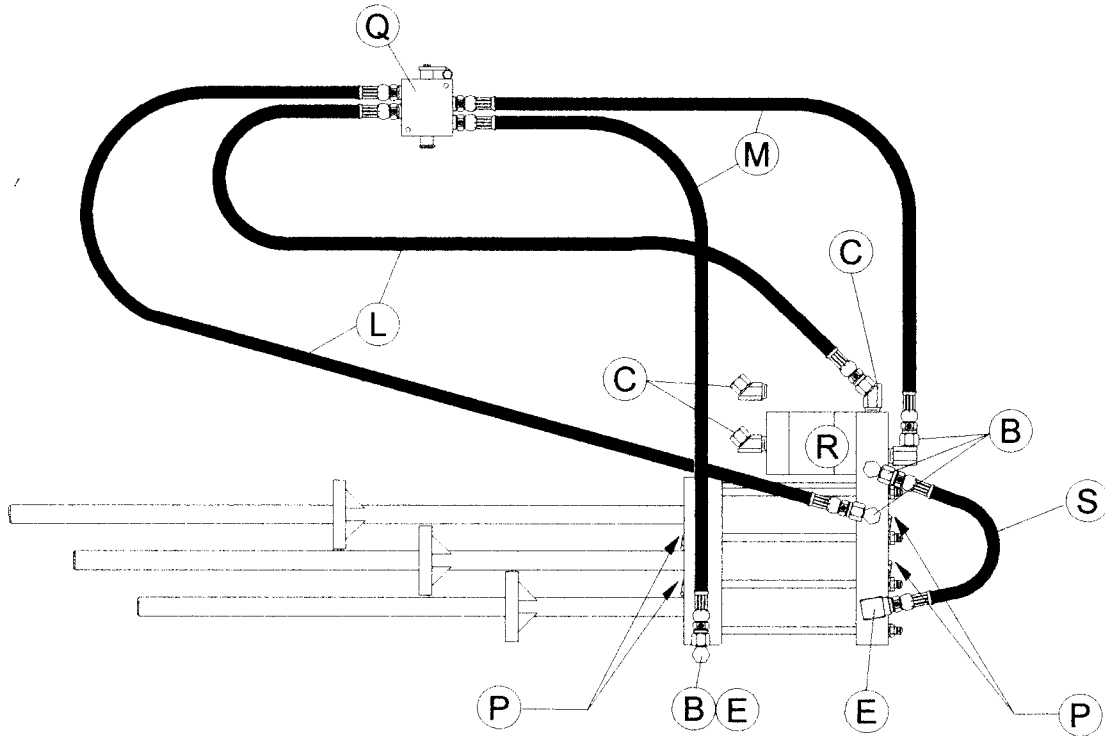
Part Number:	Description:	u/m			Code:
*49 64	4060 HEAD VLV CYLINDER, ("H" series new)	ea.			H
*49 146	4063 BASE VLV CYLINDER, ("H" series new)	ea.			H
*49 147	4064 TWO VLV CYLINDER, ("H" series new)	ea.			H
*49 160	4065 NO VLV CYLINDER, ("H" series new)	ea.			H
*49 2830	4060 REBUILT CYLINDER	ea.			H
*49 2831	4063 REBUILT CYLINDER	ea.			H
*49 2832	4064 REBUILT CYLINDER	ea.			H
*49 2833	4065 REBUILT CYLINDER	ea.			H
	MAXIMUM CORE CREDIT 4060 CYLINDER	ea.			H
	MAXIMUM CORE CREDIT 4063 CYLINDER	ea.			H
	MAXIMUM CORE CREDIT 4064 CYLINDER	ea.			H
	MAXIMUM CORE CREDIT 4065 CYLINDER	ea.			H
49 3620	MIN. REBUILD CHARGE "H" SERIES CYL.	ea.			H
81 2846	ROLL PINS (1/4" x 2")	set			H
*49 4262	ONE WAY TO TWO WAY CONVERSION KIT	ea.			H
	"H" Series Parts: Call for Details				
*53 65	"H" Series 4" Cylinder Barrel Only	ea.			H
*53 65N	"H" Series 4" Cyl. Barrel w/Base Manifold -No Poppit Port	ea.			H
*53 65P	"H" Series 4" Cyl. Barrel w/Base Manifold -w/Poppit Port	ea.			H
*57 0024N	"H" Series Base Manifold w/o Poppit Port (Cast)	ea.			H
*57 0024P	"H" Series Base Manifold w/ Poppit Port (Cast)	ea.			H
*54 168	"H" Series Head Manifold w/o Poppit Port	ea.			H
*54 168P	"H" Series Head Manifold w/Poppit Port	ea.			H
*57 3473	"H" Series 4" Piston	ea.			H
81 3223	1"NF Stover Top Piston Nut	ea.			A
50 2708	70-0001 POLYPAC SEAL KIT (Pre-1979)	ea.			H
50 2710	70-0004 CYLINDER SEAL KIT "H" SERIES	ea.			H
*49 3341	CLEVIS for "H" Series cylinders	ea.			H
*55 3342	SHAFT for "H" Series Cylinders w/Clevis	ea.			H
*49 3625	ANCHOR PIN, ROD END W/ROLL PIN	ea.			H
*49 3375	ANCHOR PIN, BASE END W/ROLL PIN	ea.			H
*39 2974	H-60 Bearing Block Assy. (Plastic Pieces Only)	ea.			H
*39 3126	H-80 Bearing Block Assy. (Plastic Pieces Only)	ea.			H
*39 2483	H-60 Wear Strip (1-15/16"x14")	ea.			H
*39 3365	H-60 Large Spacer Block (HDPE)	ea.			H
*39 3366	H-60 Small Spacer Block (HDPE)	ea.			H

Note: All prices are subject to change without notice.

* Special Order Only-Call for Details

HALLCO MFG. COMPANY, INC.

2000 TWO WAY PLUMBING, STANDARD UNIT



KEY LETTER	NO. REQ	PART NO.	DESCRIPTION
B	3	85-2662	90 SWIVEL FITTING, 3/4"MP - 3/4"FP
C	3	85-2663	45 SWIVEL FITTING, 3/4"MP - 3/4"FP
E	2	85-2666	90 STREET ELBOW, 3/4"MP - 3/4"FP
L	2	86-2697	HOSE ASSY, MB600-12 60", 3/4" MP ENDS
M	2	86-2698	HOSE ASSY, MB720-12 72", 3/4" MP ENDS
P	4	85-3471	POPPIT VALVE CAP
	4	56-2714	POPPIT VALVE SPRING
	4	56-2783	POPPIT VALVE
Q	1	56-3632	2-WAY ON/OFF VALVE (replaces 56-2718)
R	1	56-3964	R2 SWITCHING VALVE
S	1	86-2719	HOSE ASSY, MB140-12 14", 3/4" MP ENDS

Cylinders & Modules (Section 3)

2000 Series 8" Stroke Units

Part Number:	Hydraulic Module Description:	u/m		Code:
49 2763	2200 Hydraulic Module w/Switching Valve 8" Stroke	ea.		2
49 2764	2100 Hydraulic Module w/Switching Valve 8" Stroke	ea.		2

Part Number:	Parts Description:	u/m		Code:
50 2712	70-0006 2000 Series Seal Kit	ea.		2
51 2820	Transfer Tube 8" Stroke	ea.		2
53 2822	2000 Cyl. Barrel (3" id. x 9") 8" Stroke	ea.		2
57 3109	2200 3" Piston 2-way	ea.		2
57 2823	2100 3" Piston 1-way	ea.		2,4
81 3223	1" NF Stover Top Piston Nut	ea.		2,3,4,6
54 2880	2200 Rear Base Manifold (Long) 2-way	ea.		2
54 2878	2100 1-Way Rear Base Manifold (Long) 1-way	ea.		2,4
54 2876	2000 Head Manifold	ea.		2,4
55 2730	Set 2000 Shafts 8" Stroke	set		2
55 2732	2000 Drivers side Shaft 8" Stroke	ea.		2
55 2733	2000 Center Shaft 8" Stroke	ea.		2
55 2734	2000 Curb Side Shaft 8" Stroke	ea.		2
58 2812	5/8" x 17.1/4" Anchor Bolt (2200) 8" Stroke	ea.		2
58 3563	5/8" x 14" Tie Bolt (2200) 8" Stroke	ea.		2
58 2813	5/8" x 16.3/4" Anchor Bolt (2100) 8" Stroke	ea.		2
58 2815	5/8" x 13.1/4" Tie Bolt (2100) 8" Stroke	ea.		2
81 2618	5/8" NC Nyloc Nut	ea.		2,4
56 3964	2000 Series Switching Valve	ea.		2,3,4,6
56 2716	2/4000 Poppit Valve Assy.	ea.		2,4
56 2783	2/4000 Poppit Valve - 350-25	ea.		2,4
56 2714	2/4000 Poppit Valve Spring (SP-8S)	ea.		2,4
85 3471	2/4000 Poppit Valve Cap	ea.		2,4
39 2491	2000 Bearing Block Assy. (blocks,frame,bolts)	ea.		2
39 3490	2000 Bearing Blocks-Only (6-half blocks)	ea.		2

Note: All Prices are Subject to Change Without Notice.

* Special Order Only-Call for Details

Cylinders & Modules (Section 3)

2000 Series 10" Stroke Units

Part Number:	Hydraulic Module Description:	u/m		Code:
49 2761	2200 Hydraulic Module w/Switching Valve 10" Stroke	ea.		2
49 2762	2100 Hydraulic Module w/Switching Valve 10" Stroke	ea.		2
49 3508	2200 Hydraulic Module w/Center Frame 10" Stroke	ea.		2
49 3509	2100 Hydraulic Module w/Center Frame 10" Stroke	ea.		2

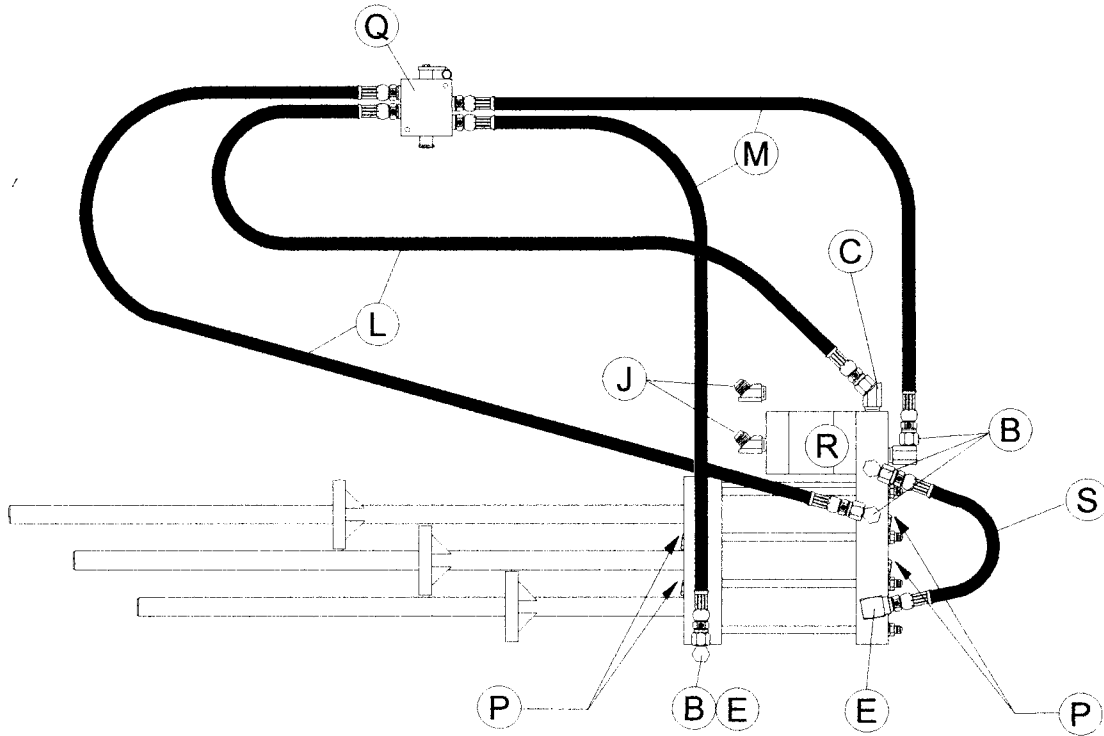
Part Number:	Cylinder Parts Description:	u/m		Code:
50 2712	70-0006 2000 Series Seal Kit	ea.		2
51 2819	Transfer Tube 10" Stroke	ea.		2
53 2821	2000 Cyl. Barrel (3" id. x 11") 10" Stroke	ea.		2
57 3109	2200 3" Piston 2-way	ea.		2
57 2823	2100 3" Piston 1-way	ea.		2,4
81 3223	1" NF Stover Top Piston Nut	ea.		2,3,4,6
54 2880	2200 Rear Base Manifold (Long) 2-way	ea.		2
54 2878	2100 1-Way Rear Base Manifold (Long) 1-way	ea.		2,4
54 2876	2000 Head Manifold	ea.		2,4
55 2725	Set 2000 Shafts 10" Stroke	set		2,4
55 2727	2000 Drivers side Shaft 10" Stroke	ea.		2,4
55 2728	2000 Center Shaft 10" Stroke	ea.		2,4
55 2729	2000 Curb Side Shaft 10" Stroke	ea.		2,4
58 3030	5/8" x 19.1/4" Anchor Bolt (2200) 10" Stroke	ea.		2
58 4332	5/8" x 16" Tie Bolt (2200) 10" Stroke	ea.		2
58 2811	5/8" x 18.3/4" Anchor Bolt (2100) 10" Stroke	ea.		2,4
58 3035	5/8" x 15.1/2" Tie Bolt (2100) 10" Stroke	ea.		2,4
81 2618	5/8" NC Nyloc Nut	ea.		2,4
56 3964	2000 Series Switching Valve	ea.		2,3,4,6
56 2716	2/4000 Poppit Valve Assy.	ea.		2,4
56 2783	2/4000 Poppit Valve - 350-25	ea.		2,4
56 2714	2/4000 Poppit Valve Spring (SP-8S)	ea.		2,4
85 3471	2/4000 Poppit Valve Cap	ea.		2,4
39 2491	2000 Bearing Block Assy. (blocks,frame,bolts)	ea.		2
39 3490	2000 Bearing Blocks-Only (6-half blocks)	ea.		2

Note: All Prices are Subject to Change Without Notice.

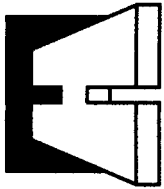
* Special Order Only-Call for Details

HALLCO MFG. COMPANY, INC.

3000 TWO WAY PLUMBING, STANDARD UNIT



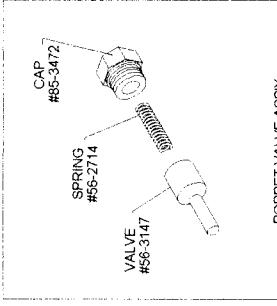
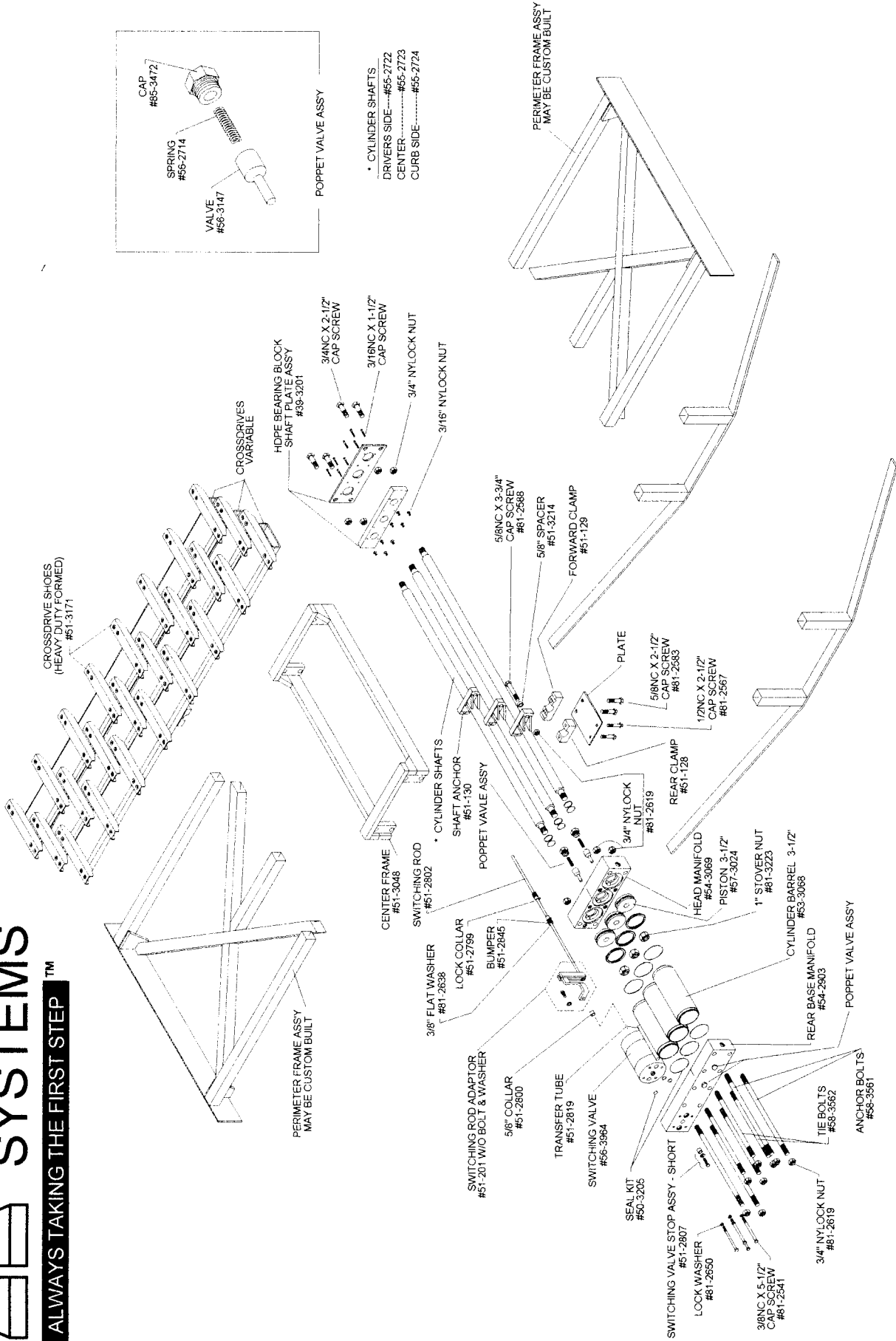
KEY LETTER	NO. REQ	PART NO.	DESCRIPTION
B	3	85-2662	90 SWIVEL FITTING, 3/4"MP - 3/4"FP
C	1	85-2663	45 SWIVEL FITTING, 3/4"MP - 3/4"FP
E	2	85-2666	90 STREET ELBOW, 3/4"MP - 3/4"FP
J	2	85-2669	45 DEGREE ELBOW, 3/4"MP - 1JIC
L	2	86-2697	HOSE ASSY, MB600-12 60", 3/4" MP ENDS
M	2	86-2698	HOSE ASSY, MB720-12 72", 3/4" MP ENDS
P	4	85-3472	POPPIT VALVE CAP
	4	56-2714	POPPIT VALVE SPRING
	4	56-4299	POPPIT VALVE
Q	1	56-3632	2-WAY ON/OFF VALVE (replaces 56-2718)
R	1	56-3964	R2 SWITCHING VALVE
S	1	86-2719	HOSE ASSY, MB140-12 14", 3/4" MP ENDS



**HALLCO
FLOOR
SYSTEMS**

ALWAYS TAKING THE FIRST STEP™

**HALLCO LIVE FLOOR
3000 SERIES DRIVE UNIT**



* CYLINDER SHAFTS
DRIVERS SIDE.....#55-2722
CENTER.....#55-2723
CURB SIDE.....#55-2724

COVERED BY U.S. Patent Nos. 4143780, 4144963, 4184587, 4691819,
CANADA Patent Nos. 901917, 1091611, 1090988; BRITISH Patent Nos. 1255318; GB 2 039 26;
AUSTRALIAN Patent Nos. 527790, JAPAN Patent No. 736350
Other U.S. and foreign patents are pending.

MANUFACTURING: HALLCO MFG. COMPANY, INC. P. O. Box 505, Tillamook, OR 97141 Phone: Toll Free (800) 5-HALLCO or (503) 842-8886; Fax: (503) 842-8499
HALLCO EAST DISTRIBUTION: 606-B Performance Road, Mooresville, NC 28115 Phone: Tollfree (800) 230-0190 or (704) 662-9615; Fax: (704) 662-9603

DWG#A-001173PAGE2/081195

Cylinders & Modules (Section 3)

3000 Series Units

Part Number:	Hydraulic Module Description:	u/m			Code:
49 3212	3200 Hydraulic Module w/Switching Valve 10" Stroke	ea.			3
49 4046	3100 Hydraulic Module w/Switching Valve 10" Stroke	ea.			3
49 3507	3200 Hydraulic Module w/Center Frame 10" Stroke	ea.			3

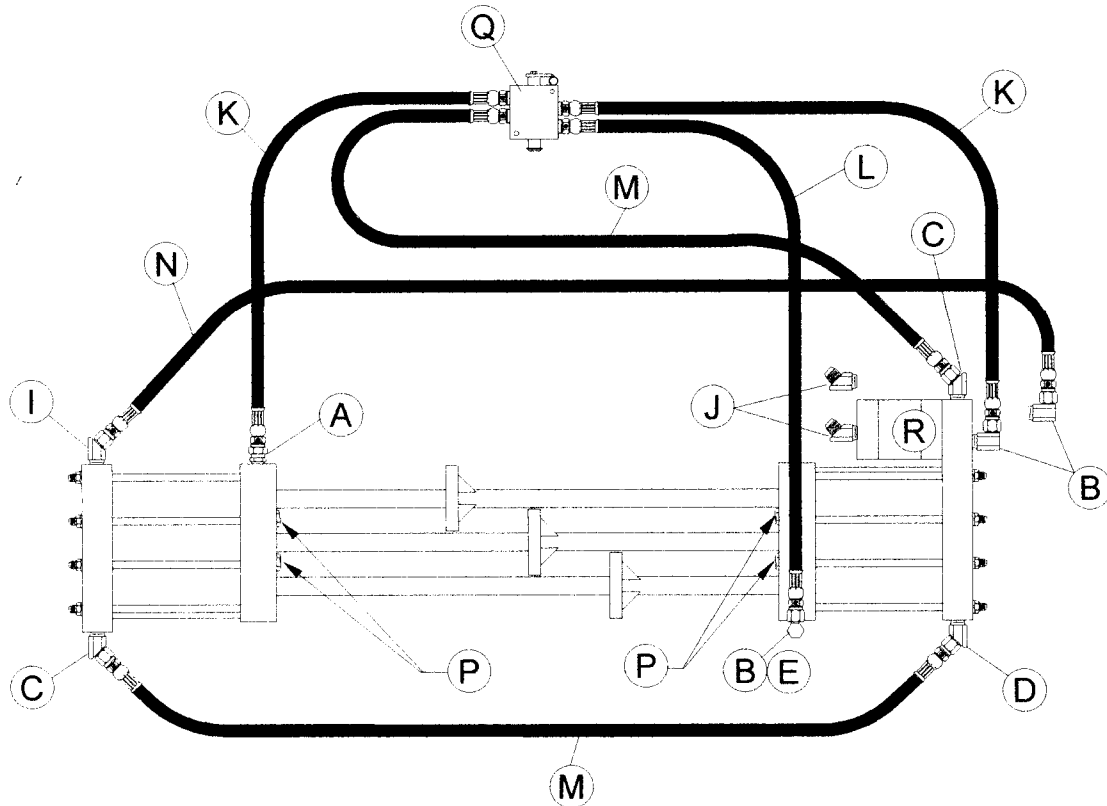
Part Number:	Cylinder Parts Description:	u/m			Code:
50 3205	70-0009 3000 Series Seal Kit	ea.			3
51 2819	Transfer Tube 10" Stroke	ea.			3,4,6
53 3068	3000 Cylinder Barrel (3.1/2" id. x 11") 10" Stroke	ea.			3,6
57 3024	3,6000 3.1/2" Piston	ea.			3,6
81 3223	1" NF Stover Top Piston Nuts	ea.			2,3,4,6
54 2903	3200 Rear Base Manifold (Long) 2-Way	ea.			3
54 3049	3100 Rear Base Manifold (Long) 1-Way	ea.			3,6
54 3069	3000 Head Manifold All	ea.			3,6
55 2720	Set 3000 Shafts 10" Stroke	set			3,4,6
55 2722	3000 Drivers Side Shaft 10" Stroke	ea.			3,4,6
55 2723	3000 Center Shaft 10" Stroke	ea.			3,4,6
55 2724	3000 Curb Side Shaft 10" Stroke	ea.			3,4,6
58 3071	3/4" x 15.1/2" Tie Bolt (3100) 10" Stroke	ea.			3,6
58 3072	3/4" x 19.1/8" Anchor Bolt (3100) 10" Stroke	ea.			3,6
58 3562	3/4" x 16" Tie Bolt (3200) 10" Stroke	ea.			3
58 3561	3/4" x 19.5/8" Anchor Bolt (3200) 10" Stroke	ea.			3
81 2619	3/4" Nyloc Nuts	ea.			3,6
56 3964	3000 Switching Valve	ea.			2,3,4,6
56 3480	3/6000 Poppit Valve Assembly	ea.			3,6
56 4299	3/6000 Poppit Valve	ea.			3,6
56 2714	3/6000 Poppit Valve Spring (SP-8S)	ea.			2,3,4,6
85 3472	3/6000 Poppit Valve Cap	ea.			3,6
39 3201	3000 Bearing Block Assy.	ea.			3

Note: All Prices are Subject to Change Without Notice.

* Special Order Only-Call for Details

HALLCO MFG. COMPANY, INC.

4000 TWO WAY PLUMBING, STANDARD UNIT



KEY LETTER	NO. REQ	PART NO.	DESCRIPTION
A	1	85-2661	ST SWIVEL FITTING, 3/4"MP - 3/4" FP
B	3	85-2662	90 SWIVEL FITTING, 3/4"MP - 3/4"FP
C	2	85-2663	45 SWIVEL FITTING, 3/4"MP - 3/4"FP
D	1	85-2667	45 STREET FITTING, 3/4"MP - 3/4"FP
E	1	85-2666	90 STREET ELBOW, 3/4"MP - 3/4"FP
I	1	85-2668	45 DEGREE ELBOW, 3/4"MP - 3/4JIC
J	2	85-2669	45 DEGREE ELBOW, 3/4"MP - 1JIC
K	2	86-2696	HOSE ASSY, MB480-12 48", 3/4" MP ENDS
L	1	86-2697	HOSE ASSY, MB600-12 60", 3/4" MP ENDS
M	2	86-2698	HOSE ASSY, MB720-12 72", 3/4" MP ENDS
N	1	86-2699	HOSE ASSY, MB900-12 90", 3/4" MP -3/4" FJIC _{sw}
P	4	85-3471	POPPIT VALVE CAP
	4	56-2714	POPPIT VALVE SPRING
	4	56-2783	POPPIT VALVE
Q	1	56-3632	2-WAY ON/OFF VALVE (replaces 56-2718)
R	1	56-3964	R2 SWITCHING VALVE

Cylinders & Modules (Section 3)

4000 Series Units

Part Number	Hydraulic Module Description-4000 Series:		u/m		Code:
49 2759	4200 Hydraulic Module w/Switching Valve	10" Stroke	ea.		4
49 2760	4100 Hydraulic Module w/Switching Valve	10" Stroke	ea.		4
49 2882	4400 Hydraulic Module w/Sw. & Booster Valve	10" Stroke	ea.		4
49 3491	RB 4200 Hydraulic Module w/New Switching Valve	10" Stroke	ea.		4
49 3492	RB 4200 Hydraulic Module w/RB Switching Valve	10" Stroke	ea.		4
49 3493	RB 4200 Hydraulic Module w/No Switching Valve	10" Stroke	ea.		4
49 3504	4200 Hydraulic Module w/Center Frame	10" Stroke	ea.		4
49 3505	4100 Hydraulic Module w/Center Frame	10" Stroke	ea.		4
49 4074	4200 Hydraulic Module w/Hoses & On/Off Valve	10" Stroke	ea.		4
49 4079	4200 S.B.S. Hyd. Module w/Sw. Valve	10" Stroke	ea.		4
49 4080	4200 S.B.S. Hyd. Module w/No Sw. Valve	10" Stroke	ea.		4
49 3835	4200 Hydraulic Module w/o Sw. Valve, Fittings, Hoses	10" Stroke	ea.		4
49 3511	Minimum Rebuild Charge for 4000 Series		ea.		4

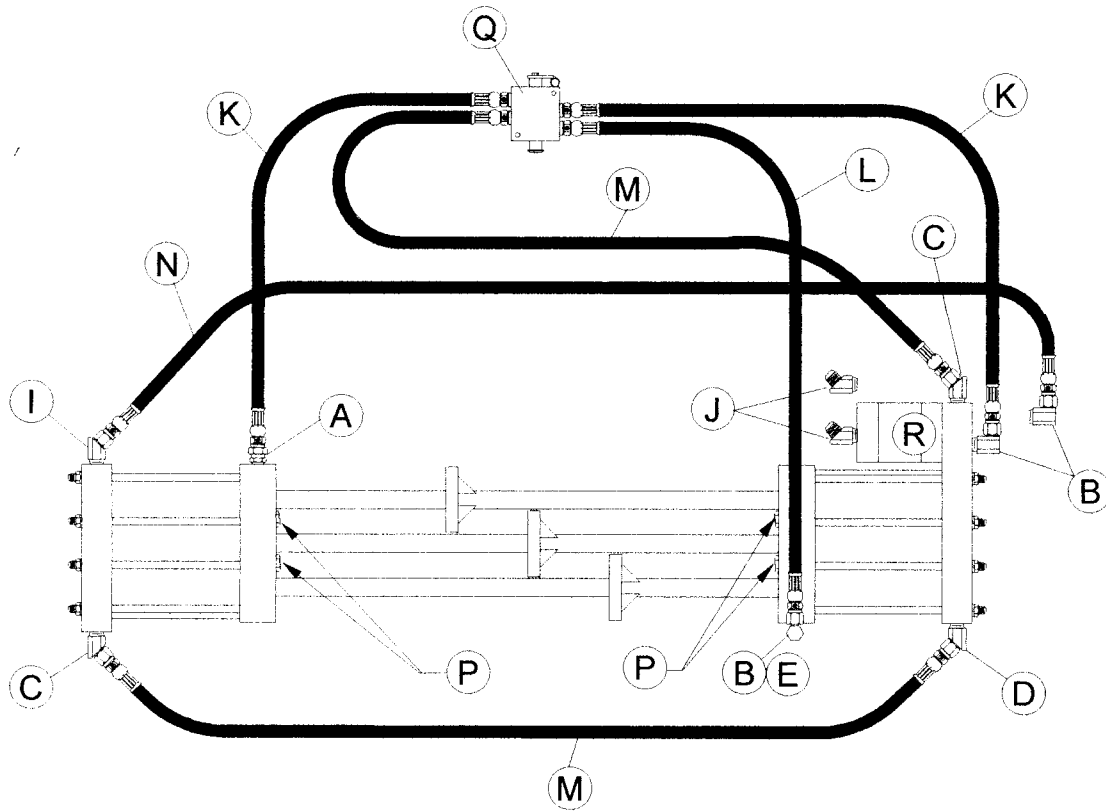
Part Number	Parts Description-4000 Series:		u/m		Code:
50 2711	70-0005 4000 Seal Kit		ea.		4
51 2819	Transfer Tube	10" Stroke	ea.		3,4,6
53 2821	4000 Cylinder Barrel (3" id. x 11")	10" Stroke	ea.		4
57 2823	4000 3" Piston (2000 1-Way)		ea.		2,4
81 3223	1" NF Stover Top Piston Nuts		ea.		2,3,4,6
54 2876	4000 Head Manifold		ea.		4
54 2877	4000 Front Base Manifold (Short)		ea.		4
54 2878	4000 Rear Base Manifold (Long) (2000 1-Way)		ea.		2,4
54 2879	4400 Front Booster Base Manifold (Long)		ea.		4
55 2720	Set 4000 Shafts	10" Stroke	set		3,4,6
55 2722	4000 Drivers Side Shaft	10" Stroke	ea.		3,4,6
55 2723	4000 Center Shaft	10" Stroke	ea.		3,4,6
55 2724	4000 Curb Side Shaft	10" Stroke	ea.		3,4,6
58 3035	5/8" x 15.1/2" Tie Bolts (4000)	10" Stroke	ea.		2,4
58 2811	5/8" x 18.3/4" Anchor Bolts (4000)	10" Stroke	ea.		2,4
58 3030	5/8" x 19.1/4" Anchor Bolts (4000 w/Alum I-Beams)	10" Stroke	ea.		4
81 2618	5/8" Nyloc Nuts		ea.		2,4
56 3964	4000 Switching Valve		ea.		2,3,4,6
56 2716	2/4000 Poppit Valve Assembly		ea.		2,4
56 2783	2/4000 Poppit Valve		ea.		2,4
56 2714	2/46000 Poppit Valve Spring (SP-8S)		ea.		2,4
85 3471	2/4000 Poppit Valve Cap		ea.		2,4

Note: All Prices are Subject to Change Without Notice.

* Special Order Only-Call for Details

HALLCO MFG. COMPANY, INC.

6000 TWO WAY PLUMBING, STANDARD UNIT



KEY LETTER	NO. REQ	PART NO.	DESCRIPTION
A	1	85-2661	ST SWIVEL FITTING, 3/4"MP - 3/4" FP
B	3	85-2662	90 SWIVEL FITTING, 3/4"MP - 3/4"FP
C	2	85-2663	45 SWIVEL FITTING, 3/4"MP - 3/4"FP
D	1	85-2667	45 STREET FITTING, 3/4"MP - 3/4"FP
E	1	85-2666	90 STREET ELBOW, 3/4"MP - 3/4"FP
I	1	85-2668	45 DEGREE ELBOW, 3/4"MP - 3/4"JIC
J	2	85-2669	45 DEGREE ELBOW, 3/4"MP - 1JIC
K	2	86-2696	HOSE ASSY, MB480-12 48", 3/4" MP ENDS
L	1	86-2697	HOSE ASSY, MB600-12 60", 3/4" MP ENDS
M	2	86-2698	HOSE ASSY, MB720-12 72", 3/4" MP ENDS
N	1	86-2699	HOSE ASSY, MB900-12 90", 3/4" MP - 3/4" FJICsw
P	4	85-3472	POPPIT VALVE CAP
	4	56-2714	POPPIT VALVE SPRING
	4	56-4299	POPPIT VALVE
Q	1	56-3632	2-WAY ON/OFF VALVE (replaces 56-2718)
R	1	56-3964	R2 SWITCHING VALVE

Cylinders & Modules (Section 3)

6000 Series Units

Part Number:	Hydraulic Module Description:	u/m			Code:
49 3067	6200 Hydraulic Module w/Switching Valve 10" Stroke	ea.			6
49 4071	6100 Hydraulic Module w/Switching Valve 10" Stroke	ea.			6
49 3506	6200 Hydraulic Module w/Center Frame 10" Stroke	ea.			6

Part Number:	Cylinder Parts Description:	u/m			Code:
50 3073	70-0008 6000 Seal Kit	ea.			6
51 2819	Transfer Tube 10" Stroke	ea.			3,4,6
53 3068	6000 Cylinder Barrel (3.1/2" x 11") 10" Stroke	ea.			3,6
57 3024	6000 3.1/2" Piston	ea.			3,6
81 3223	1" NF Stover Lock Piston Nut	ea.			2,3,4,6
54 3049	6000 Rear Base Manifold (Long)	ea.			3,6
54 3069	6000 Head Manifold	ea.			3,6
54 3070	6000 Front Base Manifold (Short)	ea.			6
55 2720	Set 4000 Shafts 10" Stroke	set			3,4,6
55 2722	4000 Drivers Side Shaft 10" Stroke	ea.			3,4,6
55 2723	4000 Center Shaft 10" Stroke	ea.			3,4,6
55 2724	4000 Curb Side Shaft 10" Stroke	ea.			3,4,6
58 3071	3/4" x 15.1/2" Tie Bolts 10" Stroke	ea.			3,6
58 3072	3/4" x 19.1/8" Anchor Bolts 10" Stroke	ea.			3,6
81 2619	3/4" Nyloc Nuts	ea.			3,6
56 3964	4000 Switching Valve	ea.			2,3,4,6
56 3480	3/6000 Poppit Valve Assembly	ea.			3,6
56 4299	3/6000 Poppit Valve	ea.			3,6
56 2714	3/6000 Poppit Valve Spring (SP-8S)	ea.			2,3,4,6
85 3472	3/6000 Poppit Valve Cap	ea.			3,6

Note: All Prices are Subject to Change Without Notice.

* Special Order Only-Call for Details

Special Parts (Section 3)

Part Number:	Description:	u/m			Code
*54 4449	6000 Anodized Head Manifold	ea.			6
*54 4450	6000 Anodized Rear Base Manifold	ea.			6
*54 4451	6000 Anodized Front Base Manifold	ea.			6
*54 4611	4000 Anodized Head Manifold	ea.			4
*54 4612	4000 Anodized Rear Base Manifold	ea.			4
*54 4613	4000 Anodized Front Base Manifold	ea.			4
*49 4622	4200 Hyd. Module w/Anodized Manifolds	ea.			4
*49 4623	6200 Hyd. Module w/Anodized Manifolds	ea.			6
*55 4606	4000 Collared Driver & Passenger Side Shaft	ea.			4
*55 4607	4000 Collared Center Shaft	ea.			4
*55 4600	2000 8" Stroke Collared Drivers Side Shaft	set			2
*55 4601	2000 8" Stroke Collared Center Shaft	ea.			2
*55 4602	2000 8" Stroke Collared Passenger Side Shaft				2
*55 4603	2/3000 10" Stroke Collared Drivers Side Shaft	ea.			2,3
*55 4604	2/3000 10" Stroke Collared Center Shaft	ea.			2,3
*55 4605	2/3000 10" Stroke Passenger Side Shaft	ea.			2,3

Note: All prices are subject to change without notice.

** Special Order Only-Call for Details*

RESEAL KITS (SECTION 4)

Part Number:	Description:	u/m		Code:
50 2708	70-0001 POLYPAC SEAL KIT (H-Series Pre-1979)	ea.		H
50 2847	70-0002 ON / OFF VALVE SEAL KIT	ea.		A
50 2709	70-0003 SWITCHING VALVE SEAL KIT	ea.		A
50 2710	70-0004 CYLINDER SEAL KIT "H" SERIES	ea.		H
50 2711	70-0005 4000 SERIES SEAL KIT	ea.		4
50 2712	70-0006 2000 SERIES SEAL KIT	ea.		2
50 3073	70-0008 6000 SERIES SEAL KIT	ea.		6
50 3205	70-0009 3000 SERIES SEAL KIT	ea.		3
50 2839	BARREL O-RINGS (4000)	ea.		
*50 3312	70-0011 9000 SERIES SEAL KIT (1992)	ea.		
50 3715	70-0012 8000 SERIES SEAL KIT	ea.		
*50 3327	70-0013 9000 SERIES SEAL KIT UPDATED	ea.		
50 2837	PSP 334 PISTON SEAL	ea.		
50 2838	TRANSFER TUBE O-RING (2-116N674)	ea.		

Note: All prices are subject to change without notice.

** Special Order Only-Call for Details*

CROSS-DRIVES AND FRAMES (Section 5)

Part	Number	Description:	u/m		Code:
*51	3398	10-1/16" TWO BOLT SHOES	ea.		H
51	3399	12-1/2" FOUR BOLT SHOE	ea.		H,2,4
*51	3400	22" FOUR BOLT SHOE	ea.		H
51	3171	HEAVY DUTY DRIVE SHOES	ea.		3,6,L
51	128	REAR CLAMP ASSY - 2 PCS W/BOLTS	ea.		2,3,4,6
51	129	FRONT CLAMP ASSY - 2 PCS W/BOLTS	ea.		2,3,4,6
51	133	3/8" SPACER FOR X-DRIVE CLAMP	ea.		3,4,6
51	142	SWITCHING ROD TRIGGER	ea.		4
51	2735	CYLINDER SHAFT ANCHOR HARDWARE	ea.		4
51	2737	CROSS-DRIVES EIGHT SHOE SET (88)	set		2,4
51	2848	FRONT CROSS-DRIVE EIGHT SHOE (88)	ea.		2,4
51	2849	CENTER CROSS-DRIVE EIGHT SHOE (88)	ea.		2,4
51	2850	REAR CROSS-DRIVE EIGHT SHOE (88)	ea.		2,4
51	2738	CROSS-DRIVES EIGHT SHOE SET (94)	set		2,4
51	2851	FRONT CROSS-DRIVE EIGHT SHOE (94)	ea.		2,4
51	2852	CENTER CROSS-DRIVE EIGHT SHOE (94)	ea.		2,4
51	2853	REAR CROSS-DRIVE EIGHT SHOE (94)	ea.		2,4
51	2739	CROSS-DRIVES SEVEN SHOE SET (77)	set		2,4
51	2854	FRONT CROSS-DRIVE SEVEN SHOE (77)	ea.		2,4
51	2855	CENTER CROSS-DRIVE SEVEN SHOE (77)	ea.		2,4
51	2856	REAR CROSS-DRIVE SEVEN SHOE (77)	ea.		2,4
51	2740	CROSS-DRIVES SEVEN SHOE SET (82)	set		2,4
51	2857	FRONT CROSS-DRIVE SEVEN SHOE (82)	ea.		2,4
51	2858	CENTER CROSS-DRIVE SEVEN SHOE (82)	ea.		2,4
51	2859	REAR CROSS-DRIVE SEVEN SHOE (82)	ea.		2,4
51	2999	CROSS-DRIVES SEVEN SHOE SET (84)	set		2,4
51	2996	FRONT CROSS-DRIVE SEVEN SHOE (84)	ea.		2,4
51	2997	CENTER CROSS-DRIVE SEVEN SHOE (84)	ea.		2,4
51	2998	REAR CROSS-DRIVE SEVEN SHOE (84)	ea.		2,4
51	3105	6/3000 X-DRIVES EIGHT SHOE SET (88)	set		3,6
51	3039	FRONT X-DRIVE 3/6000 EIGHT SHOE (88)	ea.		3,6
51	3396	CENTER X-DRIVE 3/6000 EIGHT SHOE (88)	ea.		3,6
51	3040	REAR X-DRIVE 3/6000 EIGHT SHOE (88)	ea.		3,6
51	3346	6/3000 CROSS DRIVE SET (94)	set		3,6
51	3343	FRONT CROSS DRIVE 6/3000 (94)	ea.		3,6
51	3344	CENTER CROSS DRIVE 6/3000 (94)	ea.		3,6
51	3345	REAR CROSS DRIVE 6/3000 (94)	ea.		3,6

Note: All prices are subject to change without notice.

* Special Order Only-Call for Details

CROSS-DRIVES AND FRAMES (Section 5)

Part Number:	Description:	u/m			Code:
* 51 3276	CROSS DRIVES "LR" - ALL	set			L
* 51 3277	CROSS DRIVE SINGLE "LR"	ea.			L
* H60 96-1.5	CROSS-DRIVE W/PUSHROD SET	set			H
* H60 96-1.5	CROSS-DRIVE SINGLE	ea.			H
* H60 102-1.5	CROSS-DRIVES W/PUSHROD SET	set			H
* H60 102-1.5	CROSS-DRIVE SINGLE	ea.			H
* H80 96-2.0	CROSS-DRIVE W/PUSHROD SET	set			H
* H80 96-2.0	CROSS-DRIVE SINGLE	ea.			H
* H80 102-2.0	CROSS-DRIVE W/PUSHROD SET	set			H
* H80 102-2.0	CROSS-DRIVE SINGLE	ea.			H
* H60	PUSHROD (1-1/2"dia x 48")	ea.			H
* H80	PUSHROD (2"dia x 48")	ea.			H
51 3425	6000 CROSS DRIVE SET (82)	set			3,6
* 51 4025	Set X-Drives Convert LR7 to Std. Deck	set			2,4
* 51 4026	Front X-Drive Convert LR7 to Std. Deck	ea.			2,4
* 51 4027	Center X-Drive Convert LR7 to Std. Deck	ea.			2,4
* 51 4028	Rear X-Drive Convert LR7 to Std. Deck	ea.			2,4
51 2744	CENTER FRAME ASSY "2000" HEAD ONLY	ea.			2
51 3042	CENTER FRAME ASSY "2000" FULL	ea.			2
51 2741	CENTER FRAME ASSEMBLY "4000"	ea.			4
51 2886	PERIMETER FRAME ASSY 4000 87"	ea.			4
51 2891	PERIMETER FRAME ASSY 4000 93"	ea.			4
51 3048	CENTER FRAME ASSY 6/3000	ea.			3,6
51 3403	PERIMETER FRAME ASSY 6000 87"	ea.			3,6
51 3404	PERIMETER FRAME ASSY 6000 93"	ea.			3,6

Note: All prices are subject to change without notice.

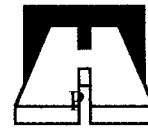
* Special Order Only-Call for Details

Switching Rods & Parts (Section 6)

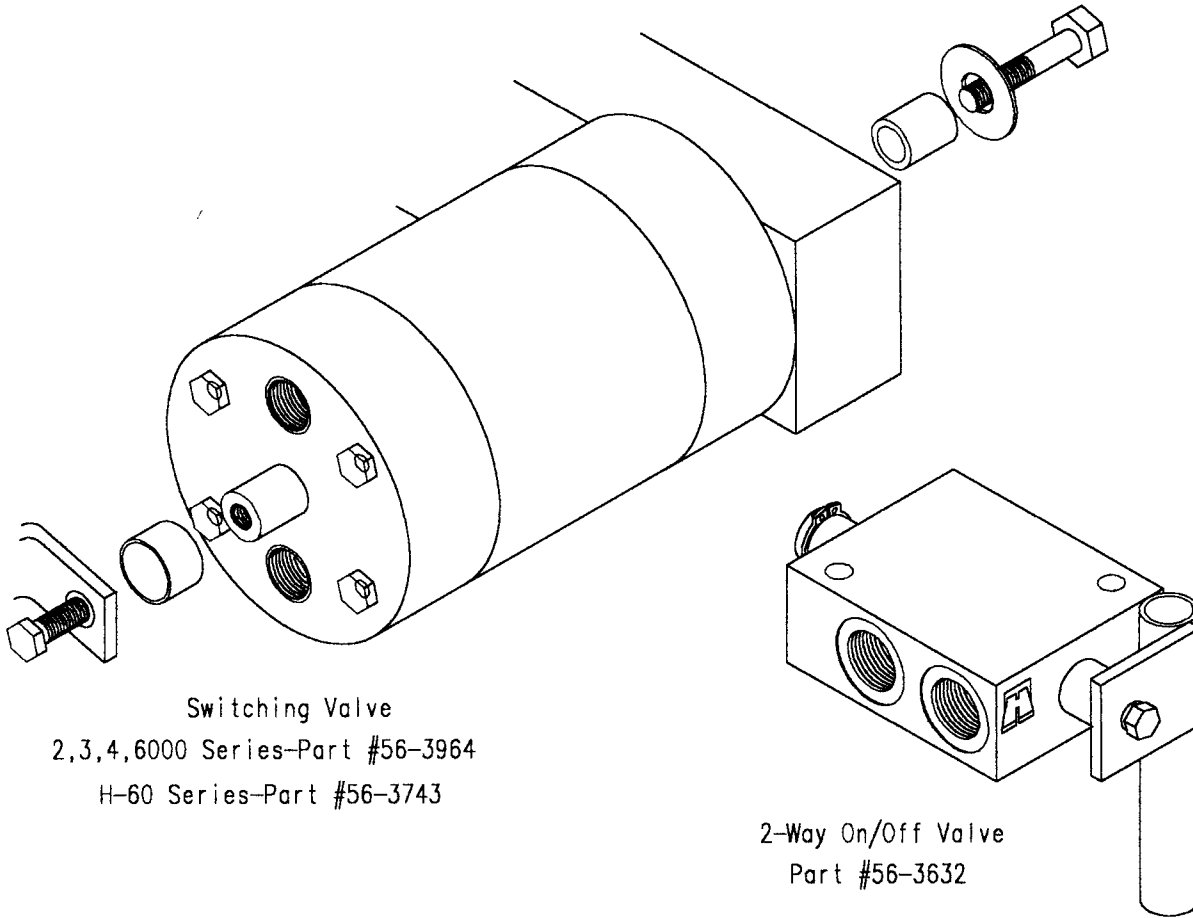
Part Number:	Description:	u/m			Code:
51 2799	LOCK COLLAR	EA			A
51 2800	5/8" SPACER COLLAR	EA			A
51 2801	SWITCHING ROD "Only" (39" lg) C. FRAME	EA			2,3,4,6
51 2802	SWITCHING ROD "Only" (34" lg) P. FRAME	EA			2,3,4,6
51 2803	SWITCHING ROD ASSY CENTER FRAME	EA			2,3,4,6
51 2804	SWITCHING ROD ASSY P. FRAME	EA			2,3,4,6
* 51 2805	SWITCHING ROD ASSY - "H" SERIES (25")	EA			H
* 51 2806	"H" SERIES SWITCHING ROD "Only" (25" lg)	EA			H
51 2807	SW. VALVE STOP ASSY 4/87-SHORT	EA			4,6
51 2808	SW. VALVE STOP ASSY PRE 87-LONG	EA			2,6
51 2845	RUBBER BUMPERS	EA			A
51 201	DOG LEG, 4000	EA			4
51 3015	DOG LEG, 2000	EA			2
51 4024	TIE PLATE, 6000	EA			6
51 3969	Dog Leg Adapter, 6000	EA			6
56 4379	Switching Valve End Cap- H-60 P&T	EA			H
56 4380	Switching Valve End Cap- H-60 Base	EA			H
56 3959	Switching Valve End Cap-2,3,4,6000 P&T	EA			2,3,4,6
56 3960	Switching Valve End Cap-2,3,4,6000 Base	EA			2,3,4,6

Note: All prices are subject to change without notice.

** Special Order Only-Call for Details*

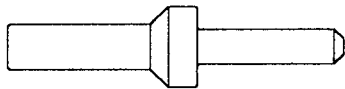


Valves

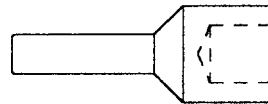


Switching Valve
2,3,4,6000 Series-Part #56-3964
H-60 Series-Part #56-3743

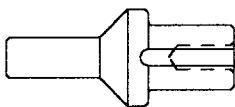
2-Way On/Off Valve
Part #56-3632



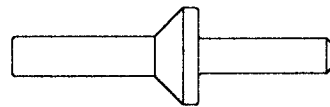
2,4000 Series Poppet Valve
Part #56-2783



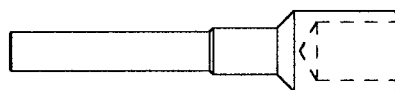
3,6000 Old Style Poppet Valve
Part #56-3147/Obsolete



H-60 Base Poppet Valve
Part #56-2781



3,6000 Poppet Valve
Part #56-4299



H-60 Head Poppet Valve
Part #56-2782

VALVES AND VALVE PARTS (Section 7)

Part Number:	Description:	u/m			Code:
56 2716	POPPIT VALVE ASSY, 4000/2000	ea.			2,4
56 2783	POPPIT VALVE - 350-25 (4000/2000)	ea.			2,4
56 2714	POPPIT VALVE SPRING - SP-8S	ea.			2,3,4,6,8
85 3471	POPPIT VALVE CAP, (2000/4000)	ea.			2,4
56 3480	POPPIT VALVE ASSY 6000/3000	ea.			3,6
56 4299	POPPIT VALVE 6000/3000	ea.			3,6
56 2714	POPPIT VALVE SPRING - SP-8S	ea.			2,3,4,6,8
85 3472	POPPIT VALVE CAP, (3000/6000)	ea.			3,6
56 2798	HEAD POPPIT ASSY PH-100 ("H" Series)	ea.			H
56 2782	HEAD POPPIT VALVE - 625-3 ("H" Series)	ea.			H
56 2713	HEAD POPPIT SPRING - SP-8 ("H" Series)	ea.			H
85 2670	HEAD POPPIT VALVE CAP, ("H" Series)	ea.			H
56 2797	BASE POPPIT ASSY PB-200 ("H" Series)	ea.			H
56 2781	BASE POPPIT VALVE - RP-001 ("H" Series)	ea.			H
56 2715	BASE POPPIT SPRING - SP-154A ("H" Series)	ea.			H
85 2671	BASE POPPIT VALVE CAP, ("H" Series)	ea.			H
56 3964	SWITCHING VALVE (Old #56-2717)	ea.			A
* 56 3743	SWITCHING VALVE "H-SERIES" THR'DS BOTH END	ea.			H
* 56 2834	REBUILT SWITCHING VALVE	ea.			A
	MIN. REBUILD CHARGE FOR SW. VALVE				A
56 3632	2 WAY ON/OFF VALVE (replaces 56-2718)	ea.			A
56 3943	1" ON/OFF VALVE HANDLE	ea.			
56 2736	ON/OFF VALVE, 1-Way	ea.			A
56 2881	3/4" ON/OFF VALVE HANDLE	ea.			
81 3031	RETAINING RING, for hand valve spool	ea.			A
56 3742	3/4" BALL VALVE	ea.			
* 56 4191	PRESSURE RELIEF VALVE 2800#	ea.			
* 56 2765	SEQUENCE VALVE (4400 Booster Units)	ea.			4
* 56 2766	CHECK VALVE (4400 Booster Units)	ea.			4
56 3712	Poppit Valve Seating Tool (4000/2000)	ea.			2,4
56 3713	Poppit Valve Seating Tool (6000/3000)	ea.			3,6

Note: All prices are subject to change without notice.

* Special Order Only-Call for Details

TIE AND ANCHOR BOLTS (Section 8)

Part Number:	Description:	u/m			Code:
58 2811	ANCHOR BOLT 5/8" x 18-3/4" (4200)	10" Stroke	ea.		4
58 2812	ANCHOR BOLT 5/8" x 17-1/4" (2200)	8" Stroke	ea.		2
58 2813	ANCHOR BOLT 5/8" x 16-3/4" (2100)	8" Stroke	ea.		2
58 2815	TIE BOLT 5/8" x 13-1/4" (2100)	8" Stroke	ea.		2
58 3030	ANCHOR BOLT 5/8" x 19-1/4"	10" Stroke	ea.		2,4
58 3035	TIE BOLT 5/8" x 15-1/2" (4200)	10" Stroke	ea.		4
58 3071	TIE BOLT 3/4" x 15-1/2" (6200/3100)	10" Stroke	ea.		6,3
58 3072	ANCHOR BOLT 3/4" x 19-1/8" (6200/3100)	10" Stroke	ea.		6,3
58 3561	ANCHOR BOLT 3/4" x 19-5/8" (3200)	10" Stroke	ea.		3
58 3562	TIE BOLT 3/4" x 16" (3200)	10" Stroke	ea.		3
58 3563	TIE BOLT 5/8" x 14" (2200)	8" Stroke	ea.		2
58 4332	TIE BOLT 5/8" x 16" (2200)	10" Stroke	ea.		2

Note: All prices are subject to change without notice.

** Special Order Only-Call for Details*

FASTENERS (Section 9)

Part Number:	Description:	u/m			Code:
81 2507	5/16"NC x 1/2" CAPSCREW	EA			H
81 2539	3/8"NC x 5" CAPSCREW	EA			H,2,4
81 2541	3/8"NC x 5-1/2" CAPSCREW	EA			H,2
81 2583	5/8"NC x 2-1/2" Capscrew	EA			
81 2588	5/8"NC x 3-3/4" CAPSCREW	EA			3,6,L
81 2606	5/16"NC NUT	EA			A
81 2614	5/16"NC NYLOCK NUT	EA			2,4
81 2615	3/8"NC NYLOCK NUT	EA			2,4
81 2618	5/8"NC NYLOCK NUT	EA			2,4
81 2619	3/4"NC NYLOCK NUT	EA			3,6
81 2638	3/8" FLAT WASHER	EA			4
81 2642	3/4" S.A.E. FLAT WASHER	EA			4
81 2650	3/8" LOCK WASHER	EA			2,4
81 2656	3/8"NC x 1" FHA DECK BOLT - 100	C			2,4
81 2657	3/8"NC x 1-1/4" FHA DECK BOLT - 100	C			2,4
81 2928	3/8" FLEX LOCK NUT - 100	C			2,4
81 3090	#8 x 3/4" WT DECK SEAL SCREWS	C			2,4
81 3213	ROLL PINS FOR LR DECK SEAL (3/16x3/8)	C			2,4
81 3216	1/2" FLEX LOCK NUTS	EA			2,4,L
81 3220	1/4" LR PLUG BOLTS - 100	C			2,4,L
81 3221	1/2" x 1.1/2"LR DECK BOLTS - 100	C			3,6,L
81 3223	1"NF STOVER TOP LOCK NUTS	EA			A
81 3224	1/8" RIVETS FOR DECK SEAL	C			2,4
81 3382	1/2" x 1-1/2" BUTTON HD CS	C			2,4
81 3401	3/16" STAINLESS STEEL RIVITS	EA			2,4
81 4004	3/8" X 1.1/2" DECK BOLTS	C			2,4
81 4073	3/8" X 2" SELF TAPPING BOLTS (Hold Downs)	EA			
81 4086	5/16"NC x 1-1/4" FHA DECK BOLT	EA			
81 4177	10-32 x 3/4" NLR/DR Deck Seal Screw	EA			
81 4275	1/2" x 1.3/4"LR DECK BOLTS - 100	C			3,6,L

Note: All prices are subject to change without notice.

* Special Order Only-Call for Details

FITTINGS (Section 10)

Part Number:	Description:	u/m			Code:
	Fittings:				
85 2661	3/4"MP-FP STRAIGHT SWIVEL	ea.			3,4,6
85 2662	3/4" MP-FP 90 deg SWIVEL	ea.			A
85 2663	3/4" 45 deg SWIVEL	ea.			A
85 2664	3/4" CLOSE NIPPEL	ea.			A
85 2666	3/4" 90 deg STREET ELBOW	ea.			A
85 2667	3/4" 45 deg STREET ELBOW	ea.			3,4,6
85 2668	ELBOW 45 deg (3/4"MP - 3/4"M. JIC)	ea.			3,4,6
85 2669	3/4" MP-1" JIC 45 deg ELBOW	ea.			3,4,6
85 2767	3/4" MP - JIC UNION	ea.			2,3,4,6
85 2688	5/8" O-RING MALE 90 ELBOW FITTING	ea.			H
85 2689	5/8" O-RING MALE TEE FITTING	ea.			H
85 3947	3/4" M O-RING - 1" M JIC 45	ea.			2,3,4,6
* 85 4088	1" TEMA FEMALE QUICK COUPLER	ea.			
* 85 4089	1" TEMA MALE QUICK COUPLER	ea.			
* 85 4090	1" TEMA DUST PLUG FOR FEMALE COUPLER	ea.			
* 85 4091	1" TEMA DUST CAP FOR MALE COUPLER	ea.			
* 85 4092	1" TEMA LUBRI COLLAR	ea.			
					A
					A
85 2972	Halco Pressure Gauge	ea.			A
85 2704	1" JIC FEMALE CAP	ea.			2,3,4,6
* 85 4042	1" M PIPE x FM SW JIC 90 (TF5406x16)	ea.			3,4,6
* 85 4043	1" M JIC x FM PIPE BULKHEAD (C5275x16)	ea.			3,4,6
* 85 4044	1" M JIC x 1" M PIPE (C5205 x 16)	ea.			3,4,6
* 85 4045	1" BULKHEAD NUT (C5924 x16)	ea.			3,4,6
* 85 2924	FEMALE QUICK CONNECT	ea.			
* 85 2925	MALE QUICK CONNECT	ea.			

Note: All prices are subject to change without notice.

* Special Order Only-Call for Details

FITTINGS CONT. (Section 10)

Part Number:	Description:	u/m		Code:
	<i>3/4" Hyd. Tubing & Compression Fittings:</i>			
85 2963	3/4" FERRULES	ea.		2
85 2673	3/4" FP Tube Adapter (Compression Fitting)	ea.		2
85 2675	3/4" MP Tube Adapter (Compression Fitting)	ea.		2
17 1808	3/4" x .095w DOM RD Hydraulic Tubing	ft.		2,H
	<i>1" Hyd. Tubing & Compression Fittings:</i>			
85 2964	1" FERRULES	ea.		3,4,6
85 2672	1" FP Hyd. Tube Adapter (Comp. Fitting)	ea.		3,4,6
85 2674	1" MP Hyd. Tube Adapter (Comp. Fitting)	ea.		3,4,6
85 3942	1" Hyd. Tube Coupling (Comp. Fitting)	ea.		3,4,6
* 85 4040	1" COMPRESSION x 1" FM PIPE 90 (7455x16)	ea.		3,4,6
* 85 4041	1" COMPRESSION x 1" MALE PIPE 90 (7405x16)	ea.		3,4,6
17 1825	1" x .095 DOM RD HYD. TUBING - FT	ft.		3,4,6
85 3020	1" Single Hyd. Tube Hangers	ea.		
85 4067	1" Double Hyd. Tube Hangers	ea.		
	<i>1" Hyd. Tubing & Flare Fittings:</i>			
85 4246	1" Female Flare Hyd. Tube Adapter	ea.		
85 4247	1" Male Flare Hyd. Tube Adapter	ea.		
17 1822	1" x .065 DOM Rd Hyd. Tubing	ft.		
	<i>Filtration & Pumps:</i>			
85 2923	Pressure Line Filter Assy. w/SS Element	ea.		
85 3643	Pressure Line SS Filter Element HP2675	ea.		
* 85 4035	5" - 25 MICRON SPIN ON FILTER ELEMENT	ea.		
* 85 4036	5" - 10 MICRON SPIN ON FILTER ELEMENT	ea.		
* 85 4037	5" SPIN ON FILTER HEAD (GF-120-20-0)	ea.		
* 85 4038	TANK FILLER/STRAINER CAP (AB-1000-3)	ea.		
* 85 4039	5" SIGHT/OIL LEVEL & TEMP GAUGE (S6-5-T)	ea.		
* 85 5117	P5100 HYD. PUMP w / 1.75" GEAR	ea.		
* 85 5120	P5100 HYD. PUMP w / 2" GEAR	ea.		
* 85 5122	P5100 HYD. PUMP w / 2.25" GEAR	ea.		
* 85 5125	P5100 HYD. PUMP w / 2.5" GEAR	ea.		
* 85 5130	P5100 HYD. PUMP w / 3" GEAR	ea.		

Note: All prices are subject to change without notice.

* Special Order Only-Call for Details

HYDRAULIC HOSES (Section 11)

Part Number:	Description:	u/m			Code:
86 2690	5/8" x 12" Hose Assy. (5/8" Jic Sw. Both Ends)	ea.			H
86 2691	5/8" x 16.5" Hose Assy. (5/8" Jic Sw. - 3/4" MP)	ea.			H
86 2692	5/8" x 28" Hose Assy. (5/8" Jic Sw. - 3/4" MP)	ea.			H
86 2693	5/8" x 60" Hose Assy. (5/8" Jic Sw. - 3/4" MP)	ea.			H
86 2694	5/8" x 48" Hose Assy. (3/4" MP Both Ends)	ea.			H
86 2677	5/8" Hydraulic Hose	ft.			H
85 2680	3/4" Male Pipe Hose End for 5/8" Hose	ea.			2,3,4,6
85 2681	3/4" Female Swivel Hose End for 5/8" Hose	ea.			2,3,4,6
86 2696	3/4" x 48" Hose Assy. (3/4" MP Both Ends)	ea.			2,3,4,6
86 2697	3/4" x 60" Hose Assy. (3/4" MP Both Ends)	ea.			2,3,4,6
86 2698	3/4" x 72" Hose Assy. (3/4" MP Both Ends)	ea.			2,3,4,6
86 2699	3/4" x 90" Hose Assy. (3/4" MP - 3/4" FM Sw Jic)	ea.			2,3,4,6
86 2719	3/4" x 14" Hose Assy. (3/4" MP Both Ends)	ea.			2
86 2700	1" x 60" Hose Assy. (1" MP x 1" FM Sw Jic)	ea.			A
86 3707	Complete Set of Hoses for 4200 Module (6)	set			4
86 3495	3/4" x 56" Hose Assy. (3/4 MP - 3/4 Jic Sw 90)	ea.			
86 3496	3/4" x 100" Hose Assy. (3/4" MP Both Ends)	ea.			
86 4270	1" x 80" Hose Assy. (1" MP x 1" FM Jic Sw.)	ea.			

Note: All prices are subject to change without notice.

* Special Order Only-Call for Details

TOOLS & MISCELLANEOUS HARDWARE (Section 12)

Part Number	Description:	u/m			Code:
17 1808	3/4" x .095w DOM RD Hydraulic Tubing	ft.			2,H
17 1825	1" x .095 DOM RD HYD. TUBING - FT	ft.			3,4,6
15 1314	2" x 1" x .065 RT TUBE (STEEL SUB-DECK)	ft.			N,L,D
13 3000	Slope Sheet (11ga - 24" x 96")	ea.			A
13 3001	Sill Plate (11ga - 12" x 96")	ea.			A
51 3055	Sub-Deck Guides 24 Type 37 Slats (94)	ea.			D
51 3056	Sub-Deck Guides 24 Type 35 Slats (88)	ea.			D
51 3057	Sub-Deck Guides 21 Type 37 Slats (82)	ea.			D
51 3058	Sub-Deck Guides 21 Type 35 Slats (77)	ea.			D
93 281	Hallco Countersink for 3/8" Deck Bolts	ea.			A
93 2935	Commercial Countersink for 3/8" Deck Bolts	ea.			A
93 3640	Commercial Countersink for 1/2" Deck Bolts	ea.			3,6
53 3084	3" Piston Insertion Tool (2.990 in. Cyl. Bore)	ea.			2,4
53 4311	3" Piston Insertion Tool (3.105 in. Cyl. Bore)	ea.			2,4
53 3560	3.1/2" Piston Insertion Tool	ea.			A
93 4311	Rod Seal Insert Tool	ea.			A
39 3576	Seal Groove Plow-Std Deck Slats	ea.			A
39 4233	Seal Groove Plow-LR Deck Slats	ea.			LR
56 3712	Poppit Valve Seating Tool (2000/4000)	ea.			2,4
56 3713	Poppit Valve Seating Tool (3000/6000)	ea.			3,6
93 4333	Head Manifold Installation Tool	ea.			2,3,4,6
93 4356	Tool Kit-2,3,4,6000 Re-Builds	set			2,3,4,6
99 4397	Decal Kit (4 Decals)	set			All

Note: All prices are subject to change without notice.

* Special Order Only-Call for Details

LP Cylinders & Modules (Section 13)

8000 Series Parts

Part Number:	Hydraulic Module Description:	u/m			Code:
*49 3655	8200 BRUTE MODULE w/7" O.C. SHAFTS	ea.			8

Part Number:	Parts Description:	u/m			Code:
*50 3715	70-0012 SEAL KIT "8200 BRUTE"	ea.			8
*53 3985	8200 4.5" CYLINDER BARREL	ea.			8
*57 3587	8200 4.5" PISTON	ea.			8
81 3773	1.1/4" NF Stover Top Piston Nut	ea.			8
*54 4113	8200 HEAD MANIFOLD (7" O.C.)	ea.			8
*54 4114	8200 BASE MANIFOLD (7" O.C.)	ea.			8
*55 3982	2" DRIVERS SIDE SHAFT (Short)	ea.			8
*55 3983	2" CENTER SHAFT	ea.			8
*55 3984	2" PASSENGERS SIDE SHAFT (Long)	ea.			8
*54 4112	8200 SWITCHING VALVE MOUNTING BLOCK	ea.			8
56 2714	POPPIT SPRING (SP8-S)	ea.			8
*56 3980	8200 POPPIT VALVE	ea.			8
*85 3472	8200 POPPIT CAP	ea.			8
*58 3986	8200 TIE BOLTS (7/8" x 14" NC)	ea.			8
*81 3218	7/8" NYLOCK NUT NC	ea.			8
*51 3666	8200 MOUNTING PLATE (7" O.C. UNIT)	ea.			8
*81 3987	1" x 5-1/2" NF GR8 Mounting Bolts	ea.			8
81 3223	1" NF Stover Top Mounting Nuts	ea.			8
*51 3653	7" O.C. CROSS DRIVE	ea.			8,9
*51 3397	CROSS DRIVE CLAMP - 2" SHAFT	ea.			8
*51 3429	1/4" X-DRIVE SPACER PLATE	ea.			8
*51 3301	DECK ANCHORS/BACKUPS	ea.			8,9
*81 4109	5/8" x 2-1/4" NF CLAMP BOLT	ea.			8,9
*81 2653	5/8" LOCK WASHER	ea.			8,9
*81 4110	1-1/8" x 2" NF END CLAMP BOLT	ea.			8,9
*81 4111	1-1/8" LOCK WASHER	ea.			8,9

Note: All prices are subject to change without notice.

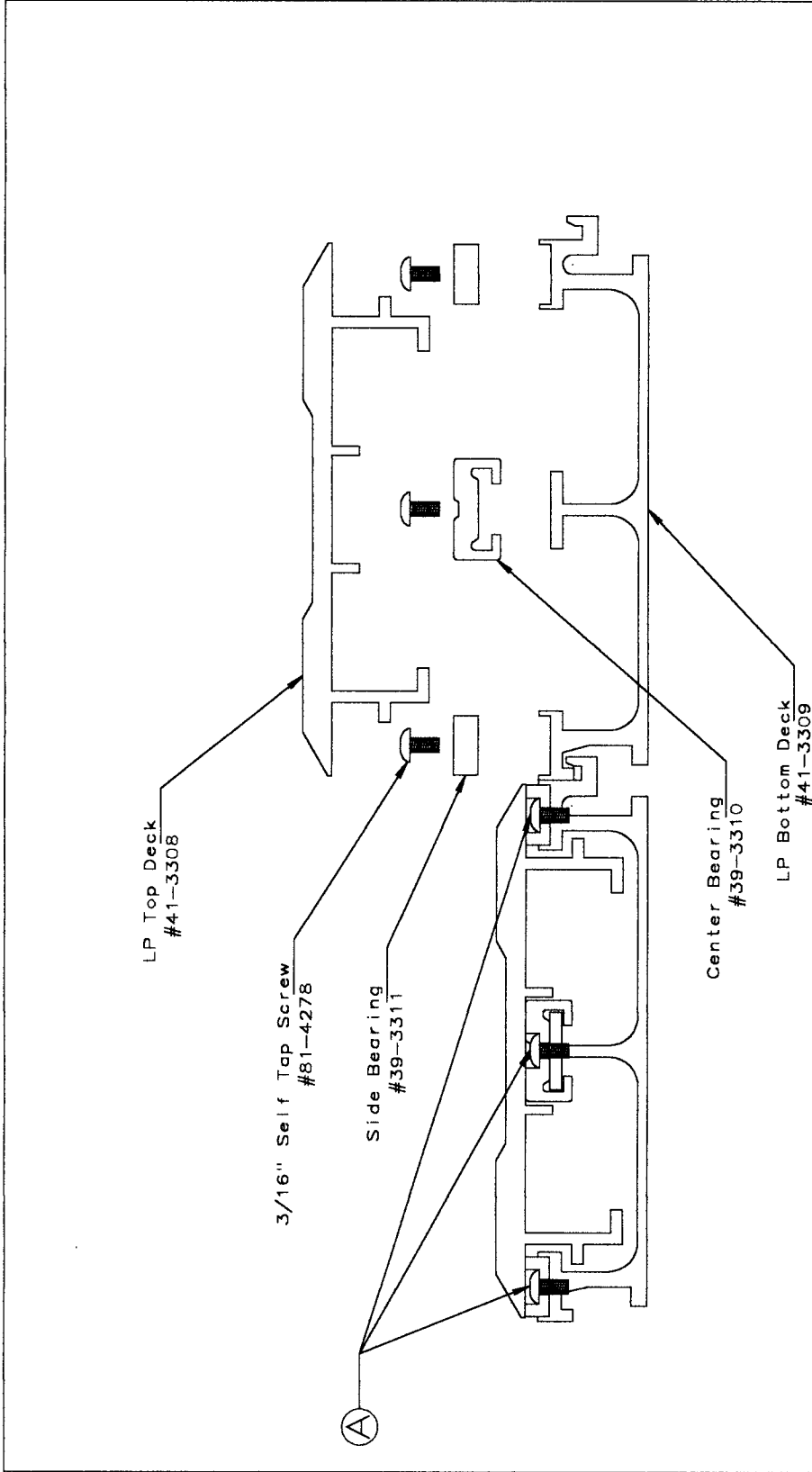
* Special Order Only-Call for Details

LP Cylinders & Modules (Section 13)
9000 Series Parts

Part Number	Description:	u/m			Code:
*50 3312	70-0011 9000 SERIES SEAL KIT (Old Style)	ea.			9
*50 3327	70-0013 9000 SERIES SEAL KIT (New Style)	ea.			9
*53 3650	9000 CYLINDER BARREL	ea.			9
*57 3651	9000 PISTON (Old Style) (Ref. 57-3321)	ea.			9
*57 3652	9000 PISTON (New Style)	ea.			9
*81 3362	1/4" 9000 Piston Allen Set Screw	ea.			9
*55 4096	2.25" DRIVERS SIDE SHAFT (Short)	ea.			9
*55 4097	2.25" CENTER SHAFT	ea.			9
*55 4098	2.25" PASSENGERS SIDE SHAFT (Long)	ea.			9
*56 3377	9000 BASE POPPIT CHECK VALVE	ea.			9
*81 3363	5/16" x 1.1/2" Check Valve Allen Set Screw	ea.			9
*56 3653	9000 HEAD POPPIT VALVE	ea.			9
*56 4100	9000 HEAD POPPIT SPRING	ea.			9
*85 4099	9000 HEAD POPPIT CAP	ea.			9
*81 4102	3/4" x 3" STUD BOLT (w/1220)	ea.			9
*81 4103	3/4" RH LUG NUT (w/122)	ea.			9
*81 4104	7/8" x 3" STUD BOLT	ea.			9
*81 4105	7/8" RH NUT	ea.			9
*51 3653	7" O.C. CROSS DRIVE	ea.			8,9
*51 3287	CROSS DRIVE CLAMP 2.25" DIA SHAFT	ea.			9
*51 3429	1/4" X-DRIVE SPACER PLATE	ea.			8
*51 3301	DECK ANCHORS/BACKUPS	ea.			8,9
*81 4109	5/8" x 2-1/4" NF CLAMP BOLT	ea.			8,9
*81 2653	5/8" LOCK WASHER	ea.			8,9
*81 4110	1-1/8" x 2" NF END CLAMP BOLT	ea.			8,9
*81 4111	1-1/8" LOCK WASHER	ea.			8,9


Note: All prices are subject to change without notice.

* Special Order Only-Call for Details



Note:

- A. Countersink screws into the bearing strip until the head is below the bearing surface.

 HALLCO MANUFACTURING CO., INC. Tullahoma, OR • Mooresville, NC.			
Leak Proof Deck-Sub Deck and Bearing Configuration			
UNSPECIFIED TOLERANCES	DATE	SCALE	DRAWN BY/APP.
FRAC. 1/64"	DATE	NTS	RLM
X.XX .010	DATE	NTS	RLM
X.XXX .005	DATE	NTS	RLM
X.XXXX .0015	DATE	NTS	RLM
ANGULAR 2°	DATE	NTS	RLM
R.A. 125	DATE	NTS	RLM
(FINISH)	DATE	NTS	RLM
REV.	DATE	NTS	RLM
1	DATE	NTS	RLM

THIS DOCUMENT CONTAINS PROPRIETARY INFORMATION BELONGING TO HALLCO MFG CO. INC. AND SUCH INFORMATION MAY NOT BE DISCLOSED TO OTHERS. REPRODUCED, COPIED OR USED WITHOUT PERMISSION FROM HALLCO MFG. CO., INC.

LP Decking & Parts (Section 13)

Part Number	Description:	u/m			Code:
*41 3308	LEAK PROOF TOP DECK	FT			8,9
*41 3309	LEAK PROOF BOTTOM DECK	FT			8,9
*41 3322	LEAK PROOF SIDE TRIM, LEFT	FT			8,9
*41 3323	LEAK PROOF SIDE TRIM, RIGHT	FT			8,9
*41 4106	LEAK PROOF WEAR PLATE	FT			8,9
*39 3310	LP CENTER BEARING	FT			8,9
*39 3311	LP SIDE BEARING	FT			8,9
*39 3284	LP HOLD DOWN BLOCK	EA			8,9
*39 4107	BEARING TAPE	roll			8,9
*39 3384	3/16" NEOPRENE SUB-DECK SEAL (LP)	ft.			9000
*51 4108	T-BOLT ASSY	EA			8,9
*81 4181	1/2" x 2" NF Deck Bolt	EA			8,9
*81 2652	1/2" Lock Washer	EA			8,9
*39 4650	LP Wiper Block	EA			8,9
*81 4278	3/16" x 3/8" Pan Head Bearing Screws	EA			8,9

Note: All prices are subject to change without notice.

** Special Order Only-Call for Details*

Part Sales Warranty and Return Policies (Section: 14)

New Replacement Parts Guarantee:

Hallco Manufacturing Company, Incorporated warrants each of the Hallco Live Floor new replacement parts sold by it or any of its authorized distributors, when properly assembled and installed, to be free from defects in material and workmanship under normal use and service. This warranty expressly excludes deck seal. The manufacturer's obligation under this warranty being limited to repairing or replacing, as hereby provided, at its option any replacement part or parts manufactured by Hallco Manufacturing Company, Incorporated which within ninety (90) days of sale shall be found to the manufacturer's satisfaction to be defective upon examination by it, provided such part or parts shall be returned, at customer's expense, to manufacturer's factory at 6605 Ammunition Road, Tillamook, Oregon 97141.

This warranty shall not apply to any new part or parts that have been subject to misuse, negligence or accident, or which shall have been altered or repaired outside the factory in any way, which in the manufacturer's judgement might affect the reliability of said part.

This warranty is made expressly in lieu of any other warranties, expressed or implied, including any implied warranty of merchantability or fitness for any particular purpose and of any other obligation or liability on the part of the manufacturer including, without limitation of the foregoing, consequential and incidental damages. The manufacturer neither assumes nor authorizes any person to assume for it any other liability in connection with the sale of such Hallco Live Floor new replacement parts.

Rebuilt or Remanufactured Replacement Parts Guarantee:

Hallco Manufacturing Company, Incorporated warrants each of the Hallco Live Floor rebuilt or remanufactured replacement parts sold by it or any of its authorized distributors, when properly assembled and installed, to be free from defects in material and workmanship under normal use and service. This warranty expressly excludes deck seal. The manufacturer's obligation under this warranty being limited to repairing or replacing, as hereby provided, at its option any replacement part or parts rebuilt or remanufactured by Hallco Manufacturing Company, Incorporated which within thirty (30) days of sale shall be found to the manufacturer's satisfaction to be defective upon examination by it, provided such part or parts shall be returned, at customer's expense, to manufacturer's factory at 6605 Ammunition Road, Tillamook, Oregon 97141.

This warranty shall not apply to any rebuilt or remanufactured part or parts that have been subject to misuse, negligence or accident, or which shall have been altered or repaired outside the factory in any way, which in the manufacturer's judgement might affect the reliability of said part.

This warranty is made expressly in lieu of any other warranties, expressed or implied, including any implied warranty of merchantability or fitness for any particular purpose and of any other obligation or liability on the part of the manufacturer including, without limitation of the foregoing, consequential and incidental damages. The manufacturer neither assumes nor authorizes any person to assume for it any other liability in connection with the sale of such Hallco Live Floor rebuilt or remanufactured replacement parts.

Return Policy:

All returns must be pre-authorized and have a Return Goods Authorization number assigned. Return Goods Authorization number must be included with the returned items. All returns subject to 20% restock charge.

Special Orders and Order Cancellations:

All special orders and cancelled orders subject to 20% restock charge.